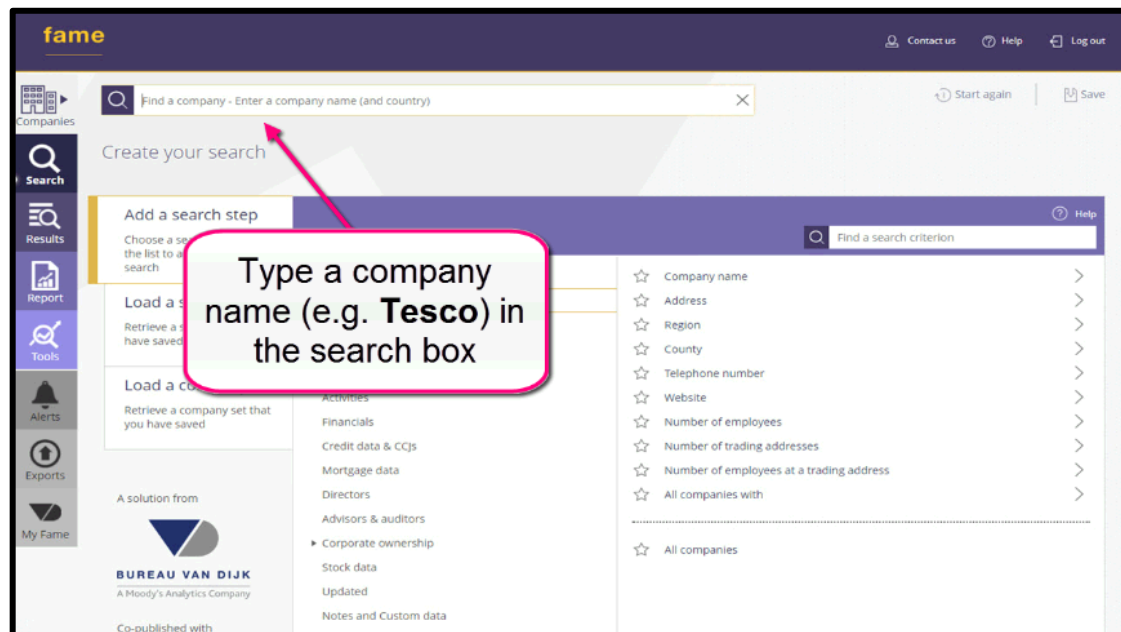


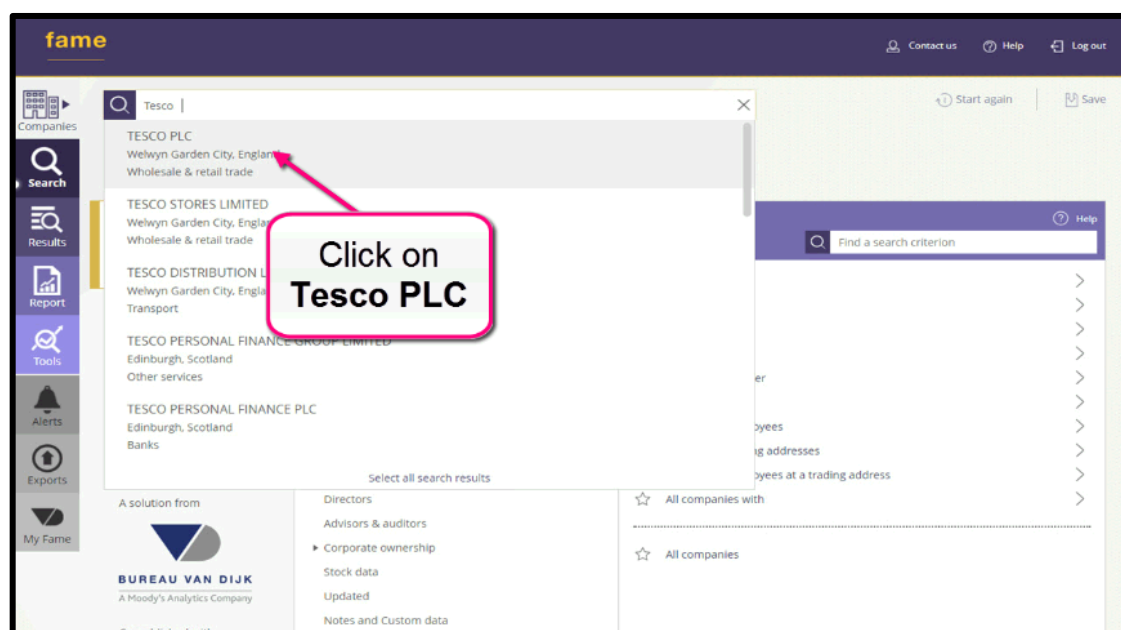
Finding share prices using **Fame**

Connect to **Fame** through our moodle database course, [Library Information Sources for Business Students](#) or via our [Business, Marketing and Economics](#) library home page. If you are not already logged in, you will be asked to enter your Brookes username and password.

1. When you have reached the **Fame** home page type a company name (e.g. **Tesco**) in the search box.



2. Click on the company you are searching for (e.g. **Tesco PLC**).



3. Select **Stock** to expand menu.

The screenshot shows the Fame website interface for TESCO PLC. The main content area displays company information and financial metrics. A callout box with the text "Select **Stock** to expand menu" points to the "Stock" option in the "Complete book" menu on the right side of the page. The "Complete book" menu is expanded, showing options like "Table of contents", "Company profile", "Financials", "Stock", "Stock profile", "Stock data", "Stock valuation", "Pricing series", "Beta and price volatility", "Corporate ownership", "News & deals", "Peer comparison", "Research", "Original documents", and "Notes & custom data".

TESCO PLC

Active, Publicly quoted
Registered n° is 00445790
Tesco House Shire Park, Cirrus Building, 1A Shires Park, Kestrel Way, Welwyn Garden City, Hertfordshire, AL7 1GA, England
This company is the GUO of the Corporate Group

Profile

Retailing & retail banking providers

Registered office address
Tesco House Shire Park, Cirrus Building, 1A Shires Park, Kestrel Way, Welwyn Garden City, Hertfordshire, AL7 1GA

www.tescopl.com

Previous name: TESCO STORES (HOLDINGS) PUBLIC LIMITED COMPANY

Turnover for 2017: 55.9 bn£ (2.7% ↑)

P/L before taxation for 2017: 145 m£ (-10.5% ↓)

Market Cap on 13/09/2017: 14.9 bn£ (0.0% =)

Complete book

- Table of contents
- Company profile
- Financials
- Stock
- Stock profile
- Stock data
- Stock valuation
- Pricing series
- Beta and price volatility
- Corporate ownership
- News & deals
- Peer comparison
- Research
- Original documents
- Notes & custom data

4. Click on **Pricing series**.

The screenshot shows the Fame website interface for TESCO PLC. A callout box with the text "Click on **Pricing series**" points to the "Pricing series" option in the "Complete book" menu on the right side of the page. The "Complete book" menu is expanded, showing options like "Table of contents", "Company profile", "Financials", "Stock", "Stock profile", "Stock data", "Stock valuation", "Pricing series", "Beta and price volatility", "Corporate ownership", "News & deals", "Peer comparison", "Research", "Original documents", and "Notes & custom data".

TESCO PLC

Active, Publicly quoted
Registered n° is 00445790
Tesco House Shire Park, Cirrus Building, 1A Shires Park, Kestrel Way, Welwyn Garden City, Hertfordshire, AL7 1GA, England
This company is the GUO of the Corporate Group

Profile

Retailing & retail banking providers

Registered office address
Tesco House Shire Park, Cirrus Building, 1A Shires Park, Kestrel Way, Welwyn Garden City, Hertfordshire, AL7 1GA

www.tescopl.com

Previous name: TESCO STORES (HOLDINGS) PUBLIC LIMITED COMPANY

Turnover for 2017: 55.9 bn£ (2.7% ↑)

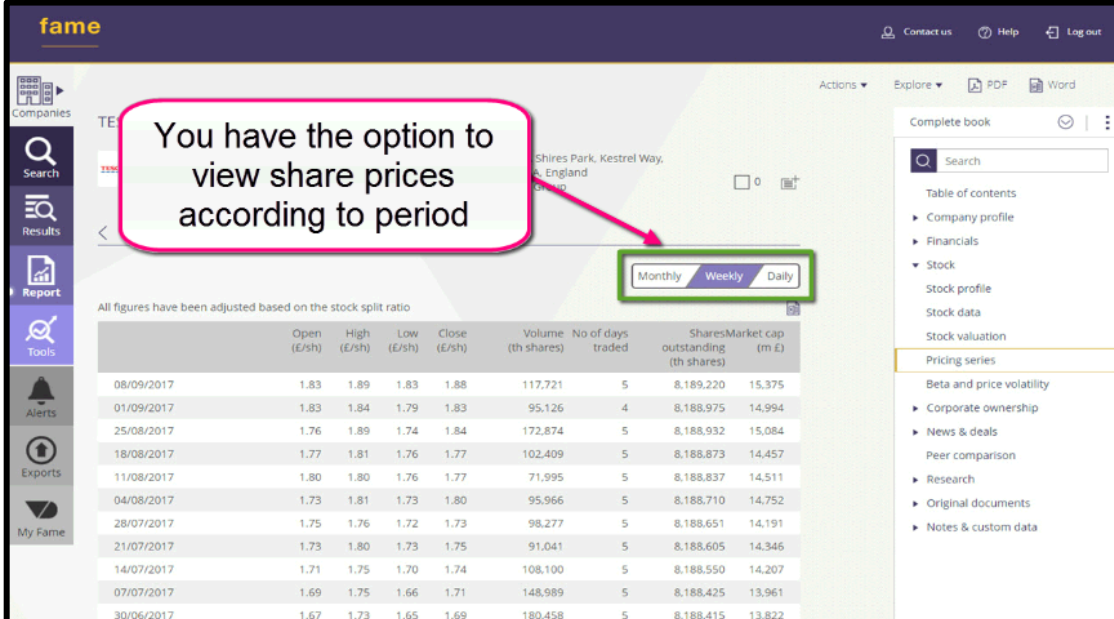
P/L before taxation for 2017: 145 m£ (-10.5% ↓)

Market Cap on 13/09/2017: 14.9 bn£ (0.0% =)

Complete book

- Table of contents
- Company profile
- Financials
- Stock
- Stock profile
- Stock data
- Stock valuation
- Pricing series
- Beta and price volatility
- Corporate ownership
- News & deals
- Peer comparison
- Research
- Original documents
- Notes & custom data

5. You have the option to view share prices according to period.



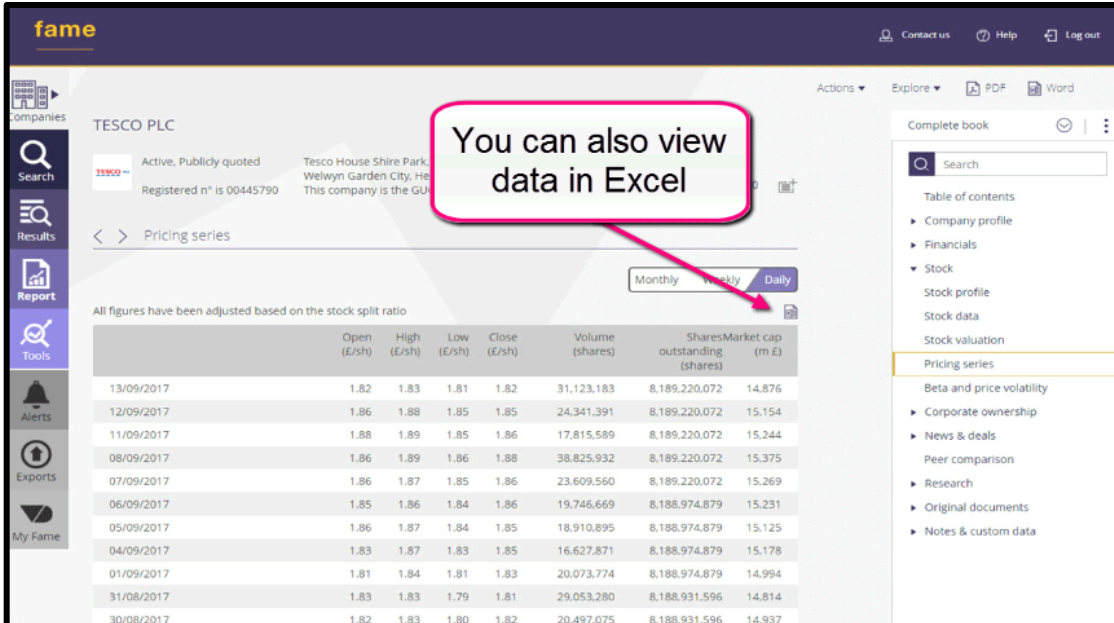
You have the option to view share prices according to period

Monthly Weekly Daily

All figures have been adjusted based on the stock split ratio

	Open (€/sh)	High (€/sh)	Low (€/sh)	Close (€/sh)	Volume (th shares)	No of days traded	SharesMarket cap outstanding (th shares)	(m €)
08/09/2017	1.83	1.89	1.83	1.88	117,721	5	8,189,220	15,375
01/09/2017	1.83	1.84	1.79	1.83	95,126	4	8,188,975	14,994
25/08/2017	1.76	1.89	1.74	1.84	172,874	5	8,188,932	15,084
18/08/2017	1.77	1.81	1.76	1.77	102,409	5	8,188,873	14,457
11/08/2017	1.80	1.80	1.76	1.77	71,995	5	8,188,837	14,511
04/08/2017	1.73	1.81	1.73	1.80	95,966	5	8,188,710	14,752
28/07/2017	1.75	1.76	1.72	1.73	98,277	5	8,188,651	14,191
21/07/2017	1.73	1.80	1.73	1.75	91,041	5	8,188,605	14,346
14/07/2017	1.71	1.75	1.70	1.74	108,100	5	8,188,550	14,207
07/07/2017	1.69	1.75	1.66	1.71	148,989	5	8,188,425	13,961
30/06/2017	1.67	1.73	1.65	1.69	180,458	5	8,188,415	13,822

6. You can also download and view data in Excel.



You can also view data in Excel

Monthly Weekly Daily

All figures have been adjusted based on the stock split ratio

	Open (€/sh)	High (€/sh)	Low (€/sh)	Close (€/sh)	Volume (shares)	SharesMarket cap outstanding (shares)	(m €)
13/09/2017	1.82	1.83	1.81	1.82	31,123,183	8,189,220,072	14,876
12/09/2017	1.86	1.88	1.85	1.85	24,341,391	8,189,220,072	15,154
11/09/2017	1.88	1.89	1.85	1.86	17,815,589	8,189,220,072	15,244
08/09/2017	1.86	1.89	1.86	1.88	38,825,932	8,189,220,072	15,375
07/09/2017	1.86	1.87	1.85	1.86	23,609,560	8,189,220,072	15,269
06/09/2017	1.85	1.86	1.84	1.86	19,746,669	8,188,974,879	15,231
05/09/2017	1.86	1.87	1.84	1.85	18,910,895	8,188,974,879	15,125
04/09/2017	1.83	1.87	1.83	1.85	16,627,871	8,188,974,879	15,178
01/09/2017	1.81	1.84	1.81	1.83	20,073,774	8,188,974,879	14,994
31/08/2017	1.83	1.83	1.79	1.81	29,053,280	8,188,931,596	14,814
30/08/2017	1.82	1.83	1.80	1.82	20,497,075	8,188,931,596	14,937

7. Click on **Stock data** to view Annual stock data.

The screenshot shows the Fame website interface for TESCO PLC. The main content area displays the company's name, ticker symbol (TSE), and a table of stock prices. A pink callout box with the text "Click on Stock data to view Annual stock data" has an arrow pointing to the "Stock data" option in the right-hand menu. The menu also includes options like "Table of contents", "Company profile", "Financials", "Stock", "Stock profile", "Stock valuation", "Pricing series", "Beta and price volatility", "Corporate ownership", "News & deals", "Peer comparison", "Research", "Original documents", and "Notes & custom data".

	Open (£/sh)	High (£/sh)	Low (£/sh)
13/09/2017	1.82	1.83	1.81
12/09/2017	1.86	1.88	1.85
11/09/2017	1.88	1.89	1.85
08/09/2017	1.86	1.89	1.86
07/09/2017	1.86	1.87	1.85
06/09/2017	1.85	1.86	1.84
05/09/2017	1.86	1.87	1.84
04/09/2017	1.83	1.87	1.83
01/09/2017	1.81	1.84	1.81
31/08/2017	1.83	1.83	1.79
30/08/2017	1.82	1.83	1.80

If you need further help using **Fame** please contact the business librarians at businesslibrarians@brookes.ac.uk or on 01865 485851. Alternatively, please feel free to drop in and speak to us.