

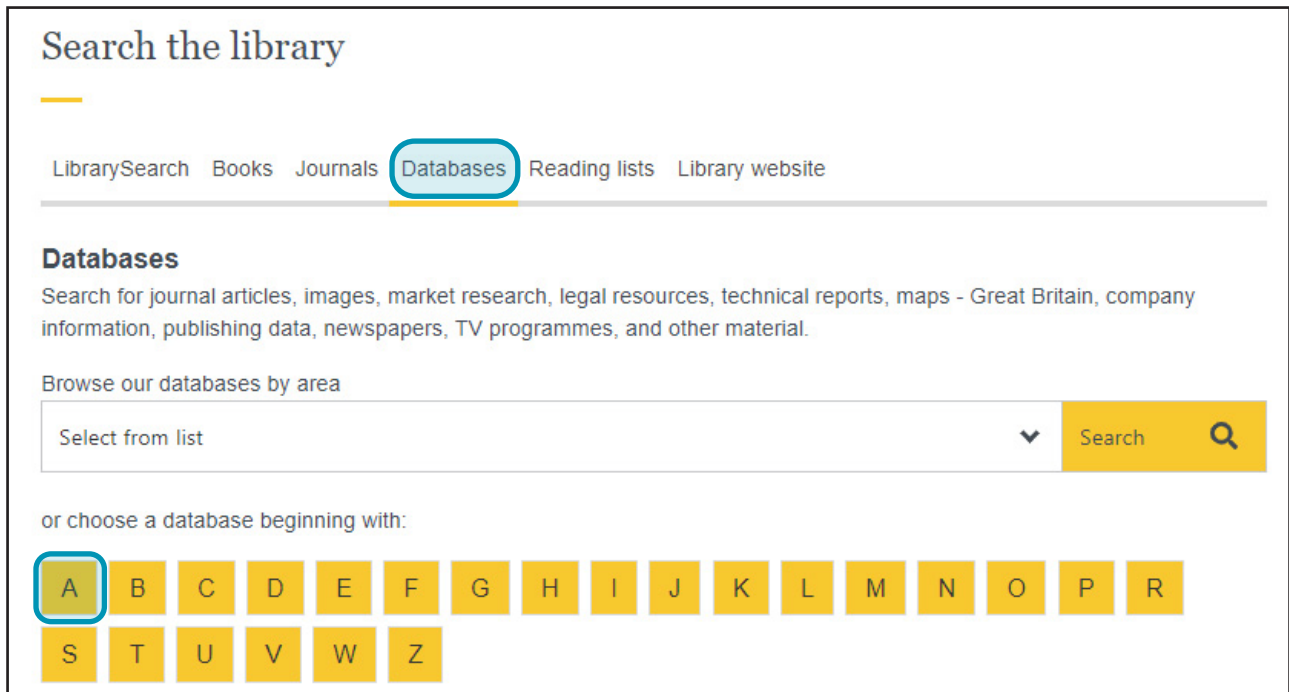
# LIBRARYSEARCH



Using **LIBRARYSEARCH**  
to find a database

# How to find a database when you know the title

Databases can help you to search for useful journal articles and other publications in your subject area. To access a specific database, go to the **Library home page** and click on the **databases** tab. Pick the initial letter of the specific database or collection, for example A for 'Academic Search Complete'



The screenshot shows the 'Search the library' interface. At the top, there are navigation tabs: 'LibrarySearch', 'Books', 'Journals', 'Databases' (which is highlighted with a blue circle), 'Reading lists', and 'Library website'. Below the tabs, the 'Databases' section is active, with a description: 'Search for journal articles, images, market research, legal resources, technical reports, maps - Great Britain, company information, publishing data, newspapers, TV programmes, and other material.' There is a search bar with a dropdown menu set to 'Select from list' and a yellow 'Search' button with a magnifying glass icon. Below the search bar, it says 'or choose a database beginning with:' followed by a grid of yellow buttons for each letter of the alphabet from A to Z. The letter 'A' is highlighted with a blue circle.

When you have found the database, click on the database title. Further details about the database will appear on the right side of the screen. Look for the 'Search Collection' link and click on this to access the database:



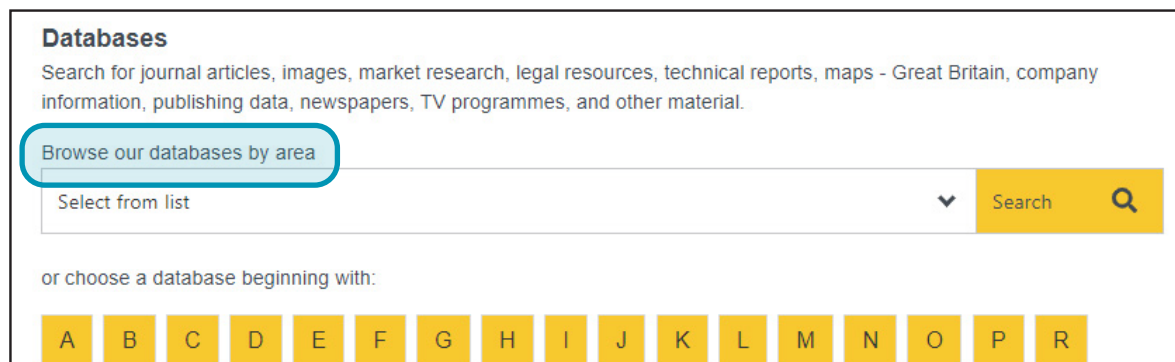
The screenshot shows a list of database collections on the left and details for 'Academic Search Complete' on the right. The list on the left includes: 'a-n The Artists Information Company Collection', 'AATA online Collection', 'ABC (Audit Bureau of Circulations) Collection', and 'Academic Search Complete Collection' (which is highlighted with a blue circle and shows 'Titles subscribed: 27,681'). The details for 'Academic Search Complete' on the right include a 'Search Collection Directly at the Provider' link, the provider 'EBSCOhost', and 'Titles subscribed: 27,681'. Below this, there is a section titled 'Journals in this collection' with a button that says 'View all journals in this collection'.

When you reach the database, log in when prompted with your Brookes username (staff/student number) and password.

## How to find databases for your course


To find out which databases are recommended for your subject area/course, go to the Library home page and click on the **Database** tab.

Click on the drop-down list to 'Browse our databases by area'.



**Databases**  
Search for journal articles, images, market research, legal resources, technical reports, maps - Great Britain, company information, publishing data, newspapers, TV programmes, and other material.

Browse our databases by area


Select from list ▼ Search 

or choose a database beginning with:

A B C D E F G H I J K L M N O P R

This will connect you to the relevant course resource help page which lists the key databases for your subject/course.

LibrarySearch can offer a good starting point as you can do a single search to find many different sources, including books and journal articles. *However it does not include the full contents of all our databases and some specialist resources are not covered in LibrarySearch.* To find out what databases LibrarySearch covers, go to the LibrarySearch home page and click on Advanced Search underneath the search box.

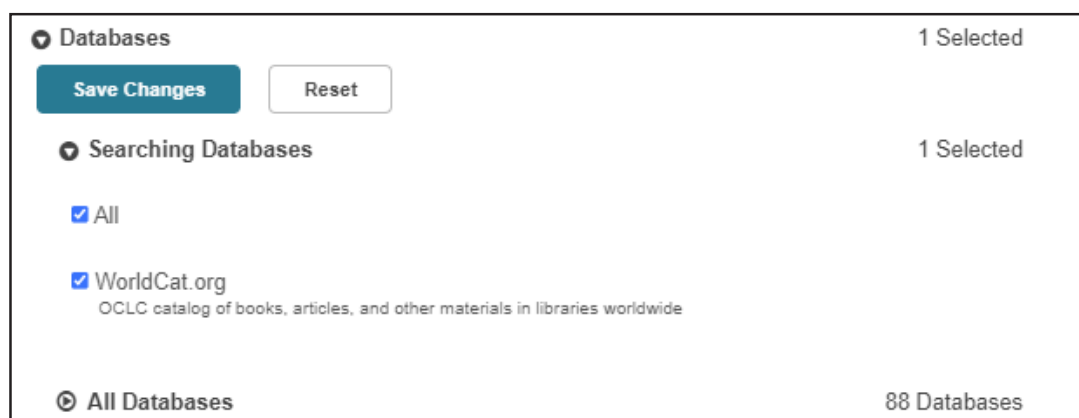


OXFORD  
BROOKES  
UNIVERSITY

intersectionality crime

Advanced Search Library Links ▼

You can then browse the list of databases included in LibrarySearch.



**Databases** 1 Selected

Save Changes Reset

**Searching Databases** 1 Selected

All

WorldCat.org  
OCLC catalog of books, articles, and other materials in libraries worldwide

All Databases 88 Databases

If you want to search a database which isn't included in LibrarySearch, follow the steps at the beginning of this guide to go directly to that database. For help with searching databases, contact your Academic Liaison Librarian. You can find their contact details on the relevant **course resource help page**

 @brookeslibrary |  oxfordbrookeslibrary