

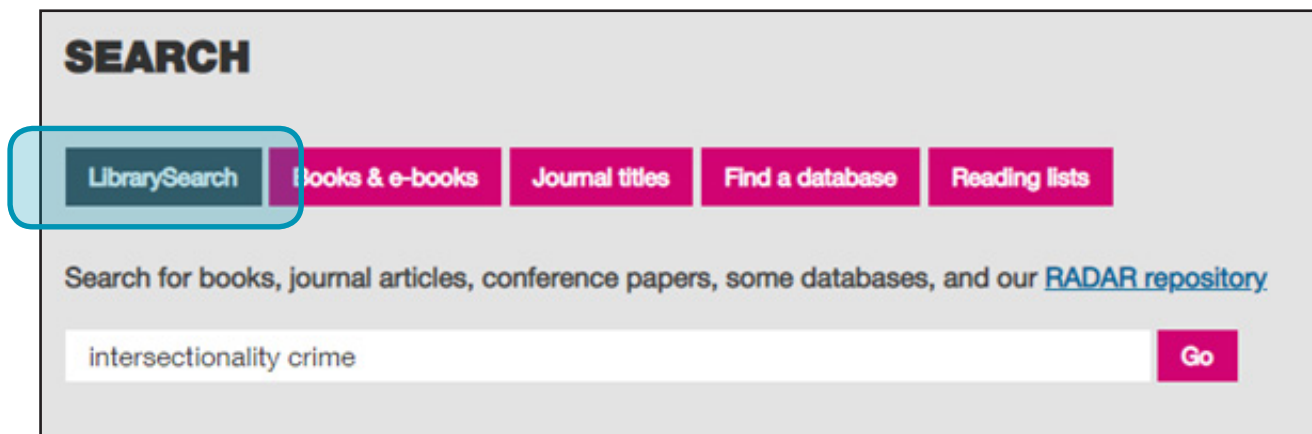
LIBRARYSEARCH



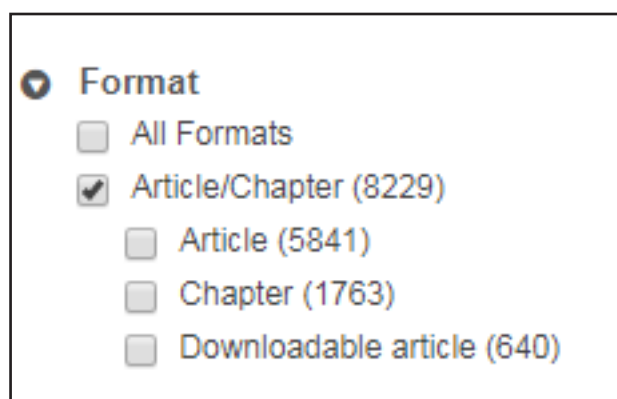
Using **LIBRARYSEARCH** to find journal articles on a topic

How do I get started?

From the **library home page** click on the **LibrarySearch** tab. Type in one or more words about your subject in the search box (e.g. intersectionality crime) and click **Go**.



LibrarySearch will give you a list of results that includes more than just articles. Use the **Search Tools** down the left hand side to narrow your results down to just articles.




How do I narrow down my list of results?

You can also use these Search Tools to narrow your results list down further e.g. only to results from the last five years.

If you get lots of results or if the results aren't relevant try changing your search words or using an additional search word.

What is LibrarySearch searching?

If you click on advanced search underneath the search box at the top of your results list you can find out more about where the results are coming from.



If you wanted, you could add or remove specific databases from the list of what's being searched.

Databases 1 Selected

Save Changes Reset

Searching Databases 1 Selected

WorldCat.org
OCLC catalog of books, articles, and other materials in libraries worldwide

All Databases 32 Databases

Select All in Group

Are there other ways to find journal articles?

LibrarySearch is a good place to start but we also advise exploring the databases recommended for your subject.

SEARCH

LibrarySearch Books & e-books Journal titles **Find a database** Reading lists

Search for journal articles, images, market research, legal resources, technical reports, and other material

Browse our databases by subject. -- Select from list --

or choose a database beginning with: A B C D E F G H

X Y Z

Click on the 'find a database' tab on the main library search box. From here, you can pick your subject from the drop down list to see what databases your Academic Liaison Librarian recommends. Alternatively if you know the name of the database you want you can find it by clicking on the letter it starts with, and picking it from the list.

See our guide [Using LibrarySearch to Find a Database](#) for more information.

 @brookeslibrary |  oxfordbrookeslibrary