



**Global Perspectives on Operational Excellence: Unveiling
Critical Failure Factors and Sustainable Pathways**

Journal:	<i>International Journal of Quality & Reliability Management</i>
Manuscript ID	IJQRM-01-2024-0013
Manuscript Type:	Quality Paper
Keywords:	Critical Failure Factors, Operational Excellence, Global Survey, Lean Six Sigma, Continuous Improvement
Abstract:	

SCHOLARONE™
Manuscripts

Authors:

Jiju Antony, Michael Sony, Raja Jayaraman, Vikas Swarnakar, Guilherme da Luz Tortorella, Jose Arturo Garza-Reyes, Rajeev Rathi, Leopoldo Gutierrez, Olivia McDermott, Bart Alex Lameijer

Global Perspectives on Operational Excellence: Unveiling Critical Failure Factors and Sustainable Pathways

Abstract

Purpose: The purpose of this global study is to investigate the critical failure factors (CFFs) in the deployment of Operational Excellence (OPEX) programs as well as the key performance indicators (KPIs) that can be used to measure OPEX failures. The study also empirically analyses various OPEX methodologies adopted by various organizations at a global level.

Methodology: This global study utilized an online survey to collect data. The questionnaire was sent to 800 senior managers resulting ultimately in 249 useful responses.

Findings: The study results suggest that Six Sigma is the most widely utilized across the OPEX methodologies, followed by Lean Six Sigma and Lean. Agile manufacturing is the least utilized OPEX methodology. The top four critical failure factors (CFFs) were *poor project selection and prioritization, poor leadership, lack of proper communication and resistance to change issues*.

Implications: This study extends the current body of knowledge on OPEX by first delineating the CFFs for OPEX and identifying the differing effects of these CFFs across various organizational settings. Senior managers and OPEX professionals can use the findings to take remedial actions and to improve the sustainability of OPEX initiatives in their respective organizations.

Originality: This study uniquely identifies critical factors leading to OPEX initiative failures, providing practical insights for industry professionals and academia, fostering a deeper understanding of potential pitfalls. The research highlights a distinctive focus on social and environmental performance metrics, urging a paradigm shift for sustained OPEX success, differentiating itself in addressing broader sustainability concerns. By recognizing the

1
2
3 interconnectedness of 12 critical failure factors, the study offers a pioneering foundation for
4
5 future research and the development of a comprehensive management theory on OPEX
6
7 failures.
8
9

10
11 **Keywords:** Critical Failure Factors; Operational Excellence; Lean, Six Sigma; Lean Six
12
13 Sigma, Global Survey
14
15
16
17
18
19
20
21
22
23
24
25
26
27
28
29
30
31
32
33
34
35
36
37
38
39
40
41
42
43
44
45
46
47
48
49
50
51
52
53
54
55
56
57
58
59
60

1. Introduction

Many organizations employ Operational Excellence (OPEX) methodologies/methods to improve productivity, reduce costs due to poor quality, enhance product/service quality, improve customer experience (Antony *et al.*, 2022; Gólcher-Barguil *et al.*, 2019) and consequently aid organizational improvement (Naik *et al.*, 2023). The concept of identifying inefficiencies and implementing solutions to address them falls under the umbrella of Operational Excellence (OPEX) programs. OPEX methodologies, *e.g.*, Lean, Six Sigma, Lean Six Sigma (LSS) and Agile, have significant potential to eradicate the causes that throttle growth in organizations. With their ability to improve productivity, enhance product/service quality, improve customer experience (Chiarini and Kumar, 2021) and consequently aid organizational improvement (Naik *et al.*, 2023), they have been the preferred choice of industry. Out of all OPEX methodologies, Lean, Six Sigma, Lean Six Sigma (LSS) and Agile are three methodologies that are predominantly deployed in organizations (Antony and Sony, 2021; McDermott *et al.*, 2021), with Lean, Six Sigma and Lean Six Sigma being heavily utilized in over 95% of Pharmaceutical and MedTech industries (McDermott, Antony, Sony and Healy, 2022), (McDermott, Antony, Sony and Daly, 2022).

Despite their common characteristics, OPEX methods also present some fundamental differences (Antony and Gupta, 2018; Persis *et al.*, 2022). A prime example is Six Sigma, a systematic approach primarily used for measuring defect levels, reducing process variation and improving product and service quality (Kwak and Anbari, 2006). Six Sigma, as a set of statistical and non-statistical tools integrated within the Define, Measure, Analyse, Improve, and Control (DMAIC) structured problem-solving methodology, ensures the reduction of process variation, which results in superior products/services (Antony and Banuelas, 2002; Snee, 2004; Taj, 2008). On the other hand, Lean is defined as a method that adds value by

1
2
3 systematically reducing waste, creating flow and seeking perfection via continuous
4
5 improvement (Womack *et al.*, 1990).
6
7

8 The integration of Lean and Six Sigma into Lean Six Sigma (LSS) was later proposed
9
10 as a strategy to reduce waste and increase the speed of processes while concurrently reducing
11
12 their variability to achieve consistency in quality (George and George, 2003). Conversely,
13
14 Agile is a concept coined in software engineering (Antony, Lizarelli, *et al.*, 2020a; Janssen and
15
16 van der Voort, 2020), strongly associated with robustness, adaptability, and responsiveness that
17
18 consequently results in an organization's ability to manage service demand fluctuations and
19
20 variability. It is considered the method of choice in the event of sudden changes with its ability
21
22 to handle direction changes (Olsson and Aronsson, 2015). Understanding the unique abilities
23
24 and limitations of each OPEX methodology allows them to be implemented in unison to reduce
25
26 non-value-added activities and defects caused by excessive process variation. Sustaining their
27
28 utilization over their lifetimes helps improve quality, flexibility, efficiency, organizational
29
30 performance and customer satisfaction (Antony and Banuelas, 2002; Kwak and Anbari, 2006;
31
32 Snee, 2004). To better understand the impact of the portrayed collection of OPEX
33
34 methodologies in actuality, the first research question *seeks to identify the most commonly*
35
36 *implemented operational excellence (OPEX) methodologies (RQ1).*
37
38
39
40
41
42

43 Despite their proven capabilities, there is an overwhelming number of studies that
44
45 report on failing OPEX implementation attempts without achieving the desired performance
46
47 levels (McLean *et al.*, 2017; Naik *et al.*, 2023). Previous studies also indicate a strong
48
49 correlation between the benefits of the successful implementation and sustainment of OPEX
50
51 methods and improvement in organizational performance (Adel, 2020). On the other hand, the
52
53 failure of these methods greatly impacts various organizational measures, *i.e.*, Operational,
54
55 Financial, Environmental, and Social performances (Antony *et al.*, 2019). Lean has not always
56
57 been successfully deployed and maintained in organizations either, resulting in waste of
58
59
60

1
2
3 financial resources and time, poor utilization of physical resources, and reduced organizational
4 image (Antony, Lizarelli, *et al.*, 2020a; DeSanctis *et al.*, 2018).
5
6
7

8 Similarly, Six Sigma (McLean *et al.*, 2017) and Lean Six Sigma deployment (Switek
9 *et al.*, 2021) failures are not uncommon. Adding to the pool, various Agile methods have also
10 been reported as unsuccessful in a number of organizations (Adel, 2020; Denning, 2019). A
11 common denominator in these failed attempts to implement OPEX initiatives is the lack of
12 successful sustainment following their relatively effective implementation. Despite the
13 extensive evidence of OPEX initiative failures, related literature offers a limited number of
14 studies that identify and analyse the fundamental barriers to their sustainment (Friedli and
15 Bellm, 2013; Tariq *et al.*, 2021). In particular, there is a conspicuous gap in the literature
16 regarding the CFFs of OPEX initiatives and how these can be analysed collectively (Antony *et*
17 *al.*, 2022; DeSanctis *et al.*, 2018; McLean *et al.*, 2017; Prashar and Sunder, 2021).
18 Parenthetically, the majority of studies primarily focus on individual countries and hence,
19 derive their results and conclusions on specific contextualization, culture and/or leadership
20 style. This additional gap in the literature calls for research into the critical differences in CFFs
21 of OPEX across various regions, sectors and organizational sizes.
22
23
24
25
26
27
28
29
30
31
32
33
34
35
36
37
38
39
40

41 Another integral component that the current body of knowledge fails to offer includes
42 an in-depth analysis of the impact of various CFFs on OPEX failures. To address these issues,
43 this study *aims to determine the most common critical failure factors (CFFs) and identify how*
44 *these vary across sectors, organizational size and developed vis-à-vis developing countries (R*
45 *Q 2)*. Extending the analysis to focus on CFFs and their role in different contextualities, the
46 study looks at their impact across various sectors and organizational sizes and in developed
47 and developing economies.
48
49
50
51
52
53
54
55
56
57
58
59
60

Moreover, we specifically focus on the sustainability of OPEX initiatives. Poor project selection and prioritization have been identified as the most important impediment to the sustainability of OPEX project results (Albliwi *et al.*, 2014; McDermott, Antony, Sony and Healy, 2022; Sreedharan *et al.*, 2018; Swarnakar, 2021). Therefore, we question *the relationship between poor project prioritization and other CFFs in detail (RQ 3)*.

The highly dynamic and complex nature of OPEX implementation requires a breakdown of the effect of key performance indicators (KPIs) on operational, financial, environmental and social performance measures (Antony *et al.*, 2022; Luz Tortorella *et al.*, 2022; Naik *et al.*, 2023). This calls for a better understanding of the relations between the preferred OPEX methodology and whether key performance indicators (KPIs) are significantly associated with each individual methodology. Therefore the *fourth research question aims to identify the key performance indicators (KPIs) associated with the failures of commonly implemented operational excellence (OPEX) methodologies, such as Lean, Six Sigma, Lean Six Sigma, and Agile manufacturing (RQ4)*.

The rest of the paper is structured as follows: Section 2 presents a literature review. Section 3 outlines the research methodology employed. The key findings of the survey are reported in Section 4, and a discussion of these key findings is presented in Section 5. Section 6 offers an analysis of the implications of the study, and the paper concludes with a summary of the findings, an assessment of the limitations, and directions for future research.

2. Systematic literature review

As part of this study, a systematic literature review (SLR) was conducted to determine the factors contributing to organizations failing to sustain OPEX initiatives. The SLR process and stages followed are illustrated in Figure 1. The SLR consisted of six phases, starting with planning the review. In this phase, the study's objectives were aligned with the formulation of

1
2
3 the review (Tranfield *et al.*, 2003). This is followed by formulating the literature search method.
4
5 The keywords "Operational Excellence" OR "Lean" OR "Six Sigma" OR "Lean Six Sigma"
6
7 OR "Agile" AND "failure factors" were employed to identify relevant literature. Various
8
9 databases of bibliographic citations including *Web of Science*, *IEEE Xplore*, *Scopus*, *Science*
10
11 *Direct* and *Google Scholar* were utilized. Out of the articles pertaining to the search words,
12
13 only the ones that were published between 2000-2022 were included in the study. 418 articles
14
15 were identified in the initial search. The selected articles were subjected to a rigorous quality
16
17 assessment to ensure that they met the predetermined inclusion and exclusion criteria.
18
19 Additionally, any articles published in predatory journals, according to the Cabells list, were
20
21 excluded (Cabells, 2018; Das and Chatterjee, 2018). After the first screening, a total of 191
22
23 articles were removed and hence 221 were considered for the study. After further screening
24
25 based on their titles, abstracts and duplicates, 161 more articles were removed. Each
26
27 contributing author independently reviewed the remaining articles for their relevance and to
28
29 ensure consensus (Bettany-Saltikov, 2016). This further screening resulted in 62 deemed-
30
31 relevant articles that were included in the thematic analysis.
32
33
34
35
36
37
38
39
40
41
42
43
44
45
46
47
48
49
50
51
52
53
54
55
56
57
58
59
60



Figure 1. Systematic Literature Review Methodology

The research team conducted an independent review of the articles, focusing on identifying recurring patterns or themes related to failures following an inductive category formation process (Lameijer et al., 2022). These patterns, which shared similarities in nature, were then organized into categories representing different failure factors. Subsequently, the researchers engaged in collaborative discussions to deliberate on these categorized factors, ensuring a comprehensive consideration of all aspects. Through these discussions and further

deliberations, a final consensus was reached to collectively determine the most relevant failure factors. Similar protocols were followed in previous studies (Albliwi *et al.*, 2014; Antony *et al.*, 2021; Gupta *et al.*, 2019).

The thematic analysis revealed the inappropriate selection of OPEX initiatives as one of the key factors for their failures in many organizations. This is not surprising since the execution of inappropriate projects not only leads to a waste of time but also leads to avoidable financial investments and poor utilization of resources (Kumar *et al.*, 2009). Despite many OPEX success stories, the thematic analysis suggested that few studies have shown that OPEX initiatives fail to sustain in many manufacturing and service organizations due to modern-day challenges such as volatility, uncertainty, ambiguity, and complexity (Prashar and Sunder, 2021; Rüttimann *et al.*, 2015; Virmani and Salve, 2021). One of the most significant factors for the failure of OPEX was identified as poor project selection (Kumar *et al.*, 2009; Padhy, 2017; Snee and Rodenbaugh Jr, 2002). Further, there is evidence that a weak alignment between OPEX initiatives and organizational strategy, distorted communication, and poor project selection increase the probability of OPEX failures (Snee and Hoerl, 2018). Table 1 presents the 12 most common failure factors identified through the SLR and thematic analysis.

Table 1. Failure factors in sustaining OPEX initiatives

SN.	Failure Factors	Description	Literature Source
1	Resistance to change issue	Incorporating OPEX initiatives in the organization will bring many changes to existing facilities, roles/responsibilities, and learning towards understanding the OPEX initiative. However, organizational members often resist learning new aspects due to fear of failure in adopting new methods.	(Antony and Gupta, 2018; Iyede <i>et al.</i> , 2018; Swarnakar, Singh, Antony, <i>et al.</i> , 2020; Yadav and Desai, 2017)
2	Poor organizational culture	A strong and positive culture is one of the most important aspects of sustaining OPEX initiatives in a competitive environment. Such cultures have the potential to create harmony by developing good relations with employees, establishing good communication devices, and developing different reward and recognition systems. Weak and poor organizational cultures lead to unmotivated employees, mismatch with company values, work-life imbalance	(Albliwi <i>et al.</i> , 2014; Antony <i>et al.</i> , 2022; Antony, Lizarelli, <i>et al.</i> , 2020a; Bortolotti <i>et al.</i> , 2015; Hardcopf <i>et al.</i> , 2021; Swarnakar, Singh, Antony, <i>et al.</i> , 2020)

SN.	Failure Factors	Description	Literature Source
		problems, and poor customer relations and experiences.	
3	Poor Organizational strategy and its alignment with OPEX initiatives	It is imperative to ensure the success of OPEX to select a critical approach. Organizations must adopt an approach within the scope of the organization's objectives and vision. The lack of alignment between OPEX and organizational aims led to the OPEX initiatives' catastrophic failure.	(Antony <i>et al.</i> , 2022; Singh and Rathi, 2021; Swarnakar, 2021)
4	Poor leadership	Poor leadership works as an implementation barrier that obstructs the successful execution of an OPEX approach. Strong leadership capability helps to complete tasks within a time limit, leading to achieving targets. A good leader makes an organization competitive, develops confidence in the workforce, takes responsibility for failures, and recognizes that success belongs to employees.	(Laureani and Antony, 2017, 2018; Swain <i>et al.</i> , 2018; Swarnakar, Singh and Tiwari, 2020)
5	Lack of proper communication	Efficient two-way information flow between employees and management is the key to ensuring OPEX initiatives' success. Therefore, management must develop proper communication plans and discuss execution plans, strategies, pitfalls and gains with all stakeholders.	(Antony <i>et al.</i> , 2022; Antony and Gupta, 2018; Kumar <i>et al.</i> , 2011; McLean <i>et al.</i> , 2017)
6	Poor project selection and prioritization	Inappropriate selection of a project is one of the key factors for failures of OPEX in organizations. Inappropriate projects not only lead to a waste of time but also result in financial waste and inefficient use of resources.	(Antony <i>et al.</i> , 2022; Antony and Gupta, 2018; Kumar <i>et al.</i> , 2009; McDermott <i>et al.</i> , 2021)
7	Lack of employee engagement at all levels	Incorporating OPEX in organizations will bring many changes to existing facilities, roles/responsibilities, and learning about OPEX. Organizational members must understand their roles and be engaged.	(Albliwi <i>et al.</i> , 2014; Antony <i>et al.</i> , 2022; Prasanna and Vinodh, 2013)
8	Lack of training and education provided to employees	It is imperative to have a systematic and thorough employee training structure to ensure the success of OPEX efforts within an organization. This training not only includes fundamental concepts and principles, tools and techniques and the associated methodology required during implementation but also requires expertise building and practical roadmap creation to handle challenges throughout the implementation process.	(Antony <i>et al.</i> , 2022; Antony and Gupta, 2018; Yadav and Desai, 2017)
9	Lack of reward and recognition system in the organization	Organizations must have some form of reward and recognition system to encourage their employees. The employees must be rewarded, recognized, and incentivized promptly for their involvement in initiatives. This is imperative in introducing healthy competition and harmony among the employees to work towards excellence in the organization. The lack of reward and recognition systems has been recognized as a critical factor in CI measures' failure within organizations.	(Antony <i>et al.</i> , 2022; Antony and Gupta, 2018; Prasanna and Vinodh, 2013; Swarnakar, Singh and Tiwari, 2020)
10	Lack of OPEX roadmap or framework for sustainability	To meet global environmental targets, organizations must meet sustainability pursuits within their existing methods or processes to improve environmental performance. In addition, organizations must develop concrete frameworks to embed sustainability measures in their existing OPEX programs. The lack of an	(Antony <i>et al.</i> , 2022; Chugani <i>et al.</i> , 2017; Garza-Reyes, 2015; Garza-Reyes <i>et al.</i> , 2014; Kumar <i>et al.</i> , 2011)

SN.	Failure Factors	Description	Literature Source
		empirical and pragmatic framework leads to the failure of the OPEX initiatives.	
11	Poor alignment between OPEX and organizational learning	Organizational learning is an important pillar for implementing any OPEX initiative. Unfortunately, OPEX initiatives frequently fail due to improper adoption of learning initiatives for any new approach. This has happened mainly due to poor alignment between experiential learning and improvement initiatives.	(Albliwi <i>et al.</i> , 2014; Antony <i>et al.</i> , 2022; Swarnakar, Singh and Tiwari, 2020)
12	Lack of top management support	Management commitment is one of the key aspects of initiating and executing an OPEX initiative. The successful adoption of OPEX initiatives includes the selection of strategic projects, a focus on business objectives and customer needs, and alignment with the strategic goals of the organization. Top management commitment and support throughout the implementation process are crucial.	(Albliwi <i>et al.</i> , 2014; Antony <i>et al.</i> , 2022; Antony and Banuelas, 2002)

To validate and prioritize the fragmented findings derived from the SLR and thematic analysis, a coherent global empirical study was conducted to better understand the importance and relativity of CFFs that may impede the sustainment of OPEX initiatives. The research methodology followed in conducting the empirical study and its analyses, results and findings are presented in the subsequent sections.

The choice of poor project prioritization and selection as the dependent variable in the analyses that followed is rooted in its significance as a critical failure factor (CFF) within the context of OPEX. Numerous studies and scholarly research, including (Albliwi *et al.*, 2014; McDermott, Antony, Sony and Healy, 2022; Sreedharan *et al.*, 2018; Swarnakar, 2021), have consistently identified poor project prioritization and selection as the most impactful factor. The selection of projects plays a pivotal role in comprehending the larger framework of operational excellence (OPEX) failures, as the success of project selection is intricately connected to various other crucial elements that contribute to OPEX success (Kumar *et al.*, 2009; Padhy, 2017). Investigating the relationship between poor project prioritization and selection and the other CFFs sheds light on the intricate web of factors that contribute to OPEX failures. It helps discern how shortcomings in project selection ripple through an organization's processes, affecting other CFFs. Furthermore, the analysis underscores the substantial potential benefits

1
2
3 of accurately identifying and proficiently executing projects. The empirical evidence, including
4
5 data from the American Society for Quality (ASQ) and success stories from Fortune 500
6
7 companies like Motorola, GE, Honeywell, and Ford, showcases the immense financial savings
8
9 that can be achieved through effective project selection and execution. For example, research
10
11 by the American Society for Quality (ASQ) has revealed that many Fortune 500 companies
12
13 have implemented operational excellence (OPEX) methodologies such as Six Sigma, resulting
14
15 in significant cost savings. The ASQ (2009) reported that Six Sigma saved Fortune 500
16
17 companies an estimated \$427 billion in the last two decades. At the firm level, Motorola
18
19 reportedly saved \$15 billion over the last 11 years, whereas GE saved \$4.4 billion, Honeywell
20
21 saved \$1.8 billion, and Ford saved \$1 billion (Cyger, 2003). Opting for an inappropriate project
22
23 can be a common temptation when initiating a OPEX initiative such as lean six sigma
24
25 deployment. It's often alluring to select a project with easily attainable improvements, referred
26
27 to as "low hanging fruit," as it seems straightforward to see it through to the finish. However,
28
29 this approach can result in outcomes that lack the necessary intrigue or significant impact to
30
31 truly captivate management and emphasize the potential of the entire process (Montgomery,
32
33 2016). One of the contributing factors that can result in the discontinuation of OPEX
34
35 methodologies such as LSS initiatives is the limited success rate of OPEX projects (Antony,
36
37 Lizarelli, *et al.*, 2020a). Due to the importance of project selection in terms success it can bring
38
39 to OPEX initiative and the drastic consequences, it can bring to OPEX initiative if projects are
40
41 not selected appropriately, we have framed poor project selection as a dependent variable.
42
43 Thus, we framed poor project prioritization and selection as the dependent variable, the
44
45 analysis, to emphasize the critical role it plays in influencing an organization's overall success
46
47 and bottom-line impact.
48
49
50
51
52
53
54
55
56
57
58
59
60

The relationships between poor project selection, prioritization, and other CFFs in addition to a list of hypotheses are provided in Figure 2. Table 2 outlines the hypotheses that will be tested.

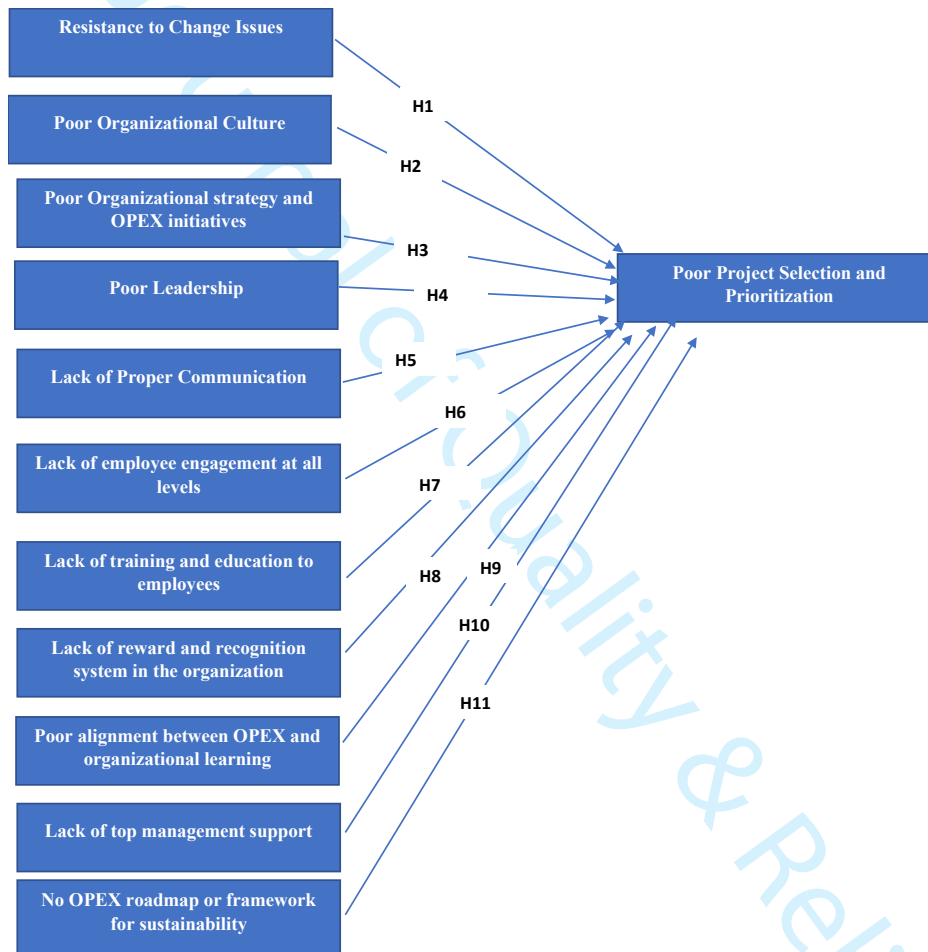


Figure 2. Conceptual Model

Table 2. List of hypotheses focusing on poor project selection and prioritization.

H1: A positive relationship exists between resistance to change issues and poor project selection and prioritization.
H2: A positive relationship exists between poor organizational culture and poor project selection and prioritization.
H3: There is a positive relationship between poor OPEX strategy & OPEX initiative and poor project selection and prioritization
H4: A positive relationship exists between poor leadership and project selection and prioritization.
H5: A positive relationship exists between a lack of proper communication and poor project selection and prioritization.

H6: A positive relationship exists between a lack of employee engagement at all levels and poor project selection and prioritization.
H7: There is a positive relationship between employees' lack of training and education and poor project selection and prioritization.
H8: A positive relationship exists between the organization's lack of a reward & recognition system and poor project selection and prioritization.
H9: A positive relationship exists between poor alignment between OPEX & organization learning and poor project selection and prioritization.
H10: A positive relationship exists between a lack of top management support and poor project selection and prioritization.
H11: There is a positive relationship between no OPEX roadmap or framework for sustainability and poor project selection and prioritization.

3. Research methodology

The study was conducted in two stages. Stage 1 involved the identification of critical failure factors and the development of a conceptual model. A systematic literature review was conducted to identify the CFFs and develop the conceptual model. Stage 2 aimed to test the validity of the conceptual model. Step 1 of stage 2 involved designing and validating a questionnaire survey to gather data to answer the research questions. Step 2 was dedicated to sampling and data collection, and step 3 focused on data analysis. These steps are depicted in Figure 3.

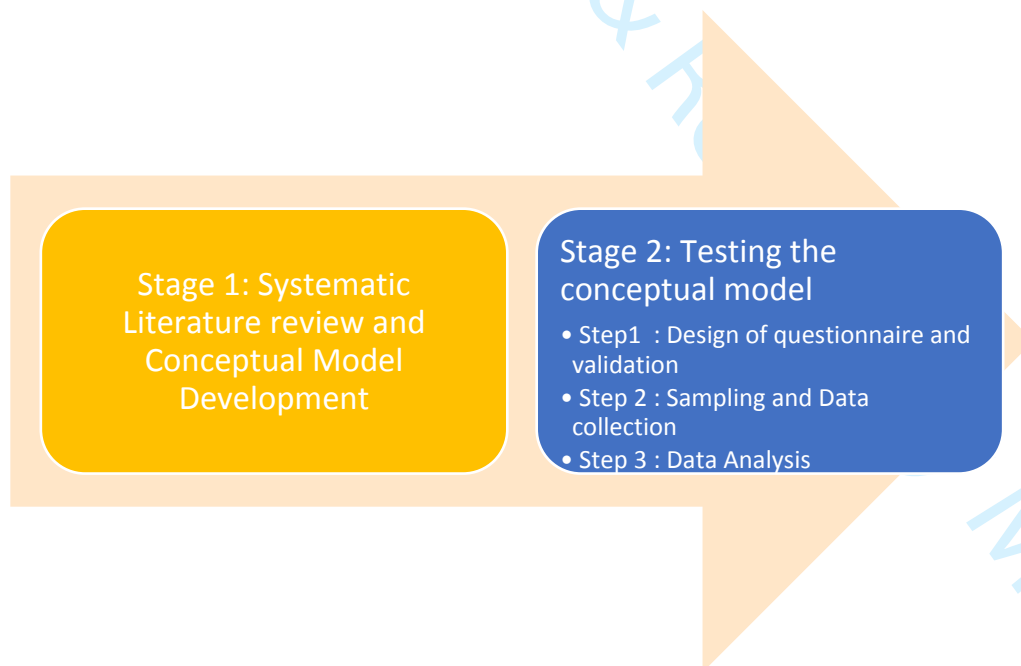


Figure 3. Research Methodology

3.1. Design of questionnaire and validation

The questionnaire was divided into three parts. Part A was dedicated to obtaining background information on the participants; Part B was reserved for information related to OPEX initiatives in the organization, while Part C was the repository for the CFFs for OPEX. The questions in Part B and Part C were devised based on a thorough literature review utilizing a five-point Likert scale from 1 (strongly disagree) to 5 (strongly agree). The method was chosen for its simplicity and popularity compared to higher-point scales presenting the respondents' choices without overwhelming them (Chomeya, 2010; Leung, 2011). The Likert scale is widely used in surveys and questionnaires when a quick and precise tool is needed. The scale was appropriate for accurately measuring the time-scarce high-level officers working in OPEX or Quality/Continuous Improvement (CI) projects (Allen and Seaman, 2007). Prior to conducting the full-scale distribution of the questionnaire (the final survey), a pilot test was undertaken involving 14 respondents. Following valuable feedback from these experts, minor modifications were made, resulting in the final questionnaire.

3.2. Sampling and data collection

Aiming to delineate the impact of critical failure factors (CFFs) on the sustainment of operational excellence (OPEX) initiatives, an online survey was utilized. The online platform gave the authors the ability to collect a significant amount of data globally. The online survey was also effective in its distribution and in increasing the participation rate (Bonometti and Tang, 2006; Van Selm and Jankowski, 2006). The selection method was purposive sampling, or selective sampling, a preferred sampling method when respondents are selected based on predetermined criteria such as experience, knowledge about a phenomenon and exposure to it (Morse, 1991; Sandelowski, 2000). Purposive sampling provides additional benefits compared to its counterparts since it is time and cost-effective in addition to being more suitable for

1
2
3 information-rich cases (Emmel, 2013). The online survey was designed with the sole purpose
4
5 of collecting specific information regarding OPEX failures which required the respondents to
6
7 possess extensive knowledge and expertise in OPEX. The questionnaire was distributed to 800
8
9 senior managers in six continents who hold various appointments as OPEX Managers, OPEX
10
11 Vice Presidents, Heads of OPEX, OPEX Directors, Lean Managers, Heads of Continuous
12
13 Improvement, LSS Master Black Belts and LSS Black Belts. To identify the potential
14
15 respondents for this global study, the popular professional networking site LinkedIn was
16
17 employed (Antony, Lizarelli, *et al.*, 2020b; Antony, Sony, *et al.*, 2020; Stokes *et al.*, 2019). In
18
19 particular, the distribution strategy focused on identifying OPEX professionals with over 5
20
21 years of experience in a relevant position. After the initial e-mails were sent informing the
22
23 respondents about the study, its objectives, and ethical considerations, a request to participate
24
25 was sent to each individual. Dillman's approach (Dillman *et al.*, 2014a, 2014b; Dillman and
26
27 others, 1978) was incorporated to design a user-friendly survey with basic features and a simple
28
29 and logical flow of questions to increase the response rate. A cover letter stating the objective
30
31 of the study with specific instructions regarding how to answer the questions was included.
32
33 The distribution strategy also included a follow-up email with a reminder and a note
34
35 emphasizing the value of their participation to the non-respondents (Dillman *et al.*, 1998;
36
37 Dillman and others, 1978; Schaefer and Dillman, 1998). The final number of valid and useful
38
39 responses for the study was 249, corresponding to a response rate of 31.25 percent, which is
40
41 above the reported adequacy rate of 20 percent (Easterby-Smith *et al.*, 2012). The
42
43 manufacturing firms that are included in the study were those whose core businesses were
44
45 purely manufacturing.
46
47
48
49
50
51
52
53

54 Similarly, the service firms included were the ones who were only involved in service
55
56 activities (Table 3). A third category was added to include manufacturing and service firms
57
58 given that services have conventionally been entrenched throughout the manufacturing value
59
60

chain (Yang and Su, 2007). That is, it is common for manufacturing firms to have in-house service activities such as maintenance and repairs, in addition to analysis of product usage data to devise new services. A common example is GE, which uses flight service data to provide customized services (Ayeni *et al.*, 2011; B. Xu *et al.*, 2023).

Table 3. Sample demographics of the survey respondents

Row Labels	Type of organization			Gender				Continent				
	LE	SME	Grand Total	Female	Male	I prefer not to say	Grand Total	Asia	Europe	North America	Others	Grand total
Manufacturing and Service	40	22	62	9	53		62	26	21	13	2	62
Manufacturing	102	18	120	19	99	2	120	39	56	20	5	120
Service	55	12	67	20	45	2	67	32	24	9	2	67
Grand Total	197	52	249	48	197	4	249	97	101	42	9	249

To ensure completeness in data collection, we included a question for respondents: "Would you think any of the OPEX failure factors is missing, please feel free to add them in the following space provided?" However, it's worth noting that only a limited number of respondents provided answers to this question. Upon examining their responses, we found that the factors they mentioned were similar to the 12 CFFs we had initially identified. As a result, we retained these original 12 CFFs for our subsequent analysis.

4. Analysis and results

The analysis plan was carefully designed to address the research questions (Figure 4).

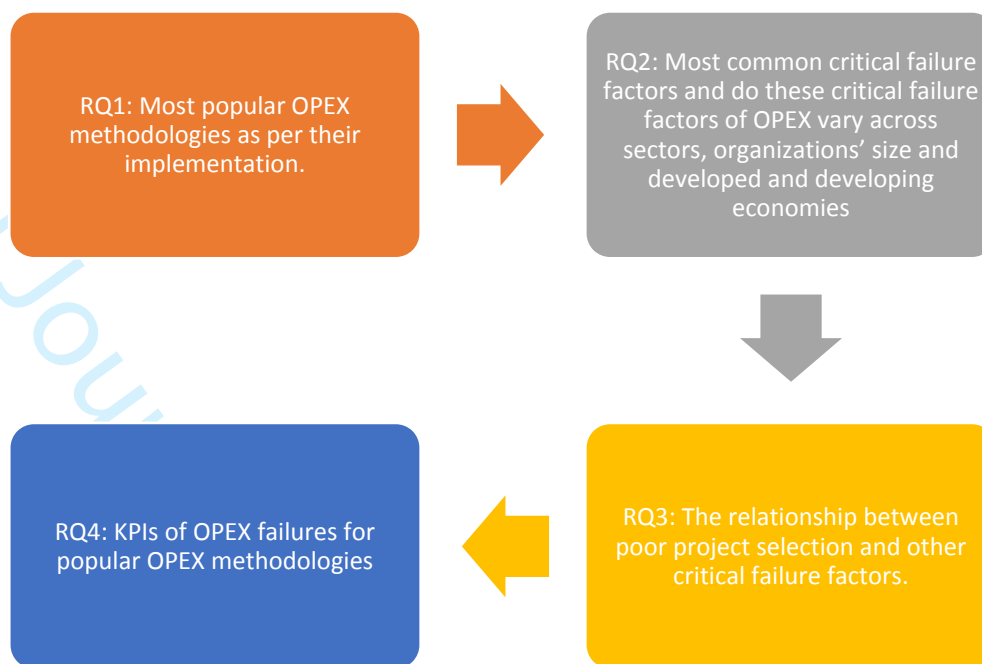


Figure 4. Analysis Plan

4.1. Popular OPEX methodologies as per their implementation

To understand the popularity of implementing various OPEX initiatives, the question” What *type of OPEX initiatives have the organizations implemented?*” was posed to the respondents.

The results are depicted in Table 4.

Table 4. Type of OPEX methodology implemented in organizations.

OPEX Methodology	Frequency	Percentage (N=249)*
Six Sigma	188	76%
Lean Six Sigma	164	66%
Lean	131	53%
Agile	59	24%
Not adopted any OPEX initiative	26	10%

As can be observed from the table, Six Sigma is the most widely used methodology across all OPEX methodologies, followed by Lean Six Sigma and Lean, with Agile being the least utilized.

4.2. Investigating the criticality of failure factors

The sample of 249 participants was divided into two random groups using SPSS. In one of these samples (consisting of 124 participants), we performed an Exploratory Factor Analysis (EFA) while in the other sample (comprising 125 participants), we conducted a Confirmatory Factor Analysis (CFA), following procedural guidance by (Roth *et al.*, 2008). The statistical results for the EFA illustrate that all twelve CFFs were loaded onto a single factor. Subsequently, in the second sample, a CFA was conducted utilizing AMOS to validate the measurement of all variables associated with the CFFs used in our study. Notably, all the CFFs were loaded onto a single factor. The results of the CFA (Hair *et al.*, 2014a; Tabachnick and Fidell, 2007) and model fit indices are presented in Table 5.

The CFFs loadings were (>0.5), indicating convergent validity, and the overall model fit results suggested an acceptable one-dimensionality for the measures (Hair *et al.*, 2014a; Tabachnick and Fidell, 2007). The composite reliability using the standardized loadings and the measurement error of each CFF were also computed. The results showed composite reliabilities above 0.7 (Hair *et al.* 2014). Scale validity was further confirmed by computing the average variance extracted (AVE) for the constructs. The AVE values, computed using the squared standardized loadings and the measurement error of each indicator, surpassed the recommended value of 0.50. This confirmed the validity of the scales (Hair *et al.* 2014; Tabachnick and Fidell 2007).

Table 5. CFA loadings and model fit

Critical Failure factors	CFF Loading
Lack of top management support	0.711
Poor alignment between OPEX and organizational learning	0.804
Lack of OPEX roadmap or framework for sustainability	0.64

Lack of reward and recognition system in the organization	0.544
Lack of training and education for employees	0.74
Poor Project Selection and Prioritization	0.827
Lack of employee engagement at all levels	0.661
Lack of Proper Communication	0.686
Poor Leadership	0.732
Poor organizational strategy and OPEX initiatives	0.72
Resistance to Change Issues	0.601
Poor organizational culture	0.745

Composite reliability = 0.75, Ave Variance =0.50
 $\chi^2 = 92.18$ df =54 , RMSEA =0.072, SRMR =0.06
 NFI =0.90, CFI=0.93, GFI =0.86, AGFI =0.82

To determine the most critical failure factors, the mean scores of all failure factors reported in the sample (n = 249) were analysed (Table 6). In order to determine the critical failure factors, the technique suggested by Adabre and Chan (2019) was used. Following this technique, first, the mean scores were calculated. Then, the normalization score was calculated as Normalized Value = (mean – minimum mean)/(maximum mean – minimum mean). The normalized value indicated that the success factor was critical (normalized ≥ 0.50) (Adabre and Chan 2019).

Table 6. Criticality of Failure Factors

	Mean	Normalization	Rank
Poor Project Selection and Prioritization (A)	3.49	1	1
Poor Leadership (B)	3.46	0.88	2
Lack of Proper Communication (C)	3.45	0.82	3
Resistance to Change Issues (D)	3.41	0.65	4
Lack of training and education to employees (E)	3.37	0.46	5
Lack of reward and recognition system in the organization (F)	3.35	0.38	6
Lack of top management support (G)	3.34	0.36	7
Poor organizational strategy and OPEX initiatives (H)	3.29	0.12	8

	Mean	Normalization	Rank
Lack of employee engagement at all levels (I)	3.29	0.12	9
Poor alignment between OPEX and organizational learning (J)	3.28	0.07	10
Poor organizational culture (K)	3.28	0.06	11
Lack of OPEX roadmap or framework for sustainability (L)	3.27	0	12

The four predominant critical factors (highlighted in bold in Table 6) were *poor project selection and prioritization, poor leadership, lack of proper communication, and resistance to change issues were the most critical failure factors.*

4.3. Comparison of CFFs across sectors, organizations and economies

In order to compare the CFFs across sectors, developed and developing countries, and across developed and developing economies, statistical analysis was conducted utilizing t-tests and ANOVA. The mean scores of the CFFs were used to investigate the differences across developing versus developed countries, by continent, and by sector. The results of the analysis, presented in Table 7, show the CFFs with significant differences.

Table 7. CFFs of OPEX across the type of sector, size of companies, across continents and developed vs developing nations

<i>How do the critical failure factors of OPEX vary across developed and developing countries?</i>				
CFFs	<i>t-test result</i>			
	Mean (Developed)	Mean (Developing)	t-value	p-value
Poor leadership in the organization	3.60	3.32	2.019	0.045**
Lack of reward and recognition system in the organization	3.48	3.21	2.079	0.039**
<i>How do the critical failure factors of OPEX vary across Manufacturing, Services and Manufacturing & Service?</i>				
ANOVA				
CFFs	Mean (Manufacturing)	Mean (Service)	Mean (Both)	p-value
Lack of proper communication	3.29	3.59	3.69	0.031**
Poor project selection and prioritization	3.38	3.42	3.77	0.048**
Lack of training and education for employees	3.19	3.51	3.54	0.031**
<i>How do the critical failure factors of OPEX vary across different continents?</i>				
ANOVA				
CFFs	Mean (North America)	Mean (Asia)	Mean (Europe)	p-value
Poor leadership in the organization.	3.85	3.40	3.30	0.027**
Lack of proper communication	3.73	3.47	3.28	0.042**
Poor project selection and prioritization	3.85	3.50	3.29	0.014**
Lack of employee engagement at all levels	3.60	3.29	3.13	0.028**
Lack of training and education for employees	3.66	3.38	3.19	0.034**
Resistance to change issues	3.71	3.43	3.25	0.008**
Poor Organizational strategy and OPEX initiatives	3.58	3.33	3.11	0.01**
<i>How do the critical failure factors of OPEX vary across large- and small and medium firms?</i>				
None of the critical failure factors significantly varied with the size of the organization				

Two tailed significance (* =P<.1, ** =P<.05, *** =P<.001)

4.4. Conceptual model testing: poor project selection and other critical failure factors

The dependent variable (Poor Project Selection and Prioritization) was tested for normality using the Kolmogorov-Smirnov test. It was found that the dependent variable followed a normal distribution (Razali *et al.*, 2011). To test for multicollinearity (Table 8), variance inflation factor (VIF) analysis for all the independent variables was performed (all below 10, suggesting negligible multicollinearity concerns (Wooldridge, 2016a). The R^2 (0.560) is considered to be acceptable in cross-sectional studies (Krueger and Ashenfelter, 1992) (Wooldridge, 2016b). Furthermore, the p-value of the F-statistic was below 0.0001, indicating the regression equation is significant (Allison, 1999; Hair *et al.*, 2014a). The variables of the CFFs were visually inspected for outliers. Moreover, the Mahalanobis distance test (P. Cohen, West, and Aiken 2014; Stevens 1984) and the modified Cooks test (Cook and Weisberg 1982) using R software (Finch 2012) were performed to detect outliers. To test the hypothesized relationship between the dependent variable, i.e., poor project selection and prioritization, and the remaining 11 CFFs as independent variables, a multiple regression was conducted. The purpose was to determine the relative influence of independent variables on the dependent variable (Allison 1999; J. Cohen 1968). The analysis is outlined in Table 4, which describes which of the hypotheses outlined in Table 8 were significant or failed to be rejected.

Table 8. Multiple Regression

Model	Beta	T-value	p-value	Collinearity Statistics	
				Tolerance	VIF
1 (Constant)		1.976	0.049**		
Poor Organizational strategy and OPEX initiatives (H)	0.173	2.731	0.007**	0.461	2.167
Poor Leadership (B)	0.065	0.834	0.405	0.304	3.286
Lack of Proper Communication (C)	0.216	3.212	0.001***	0.411	2.432
Lack of employee engagement (I)	0.197	2.633	0.009**	0.334	2.996
Lack of training and education for employees (E)	0.145	2.044	0.042**	0.368	2.715

Lack of reward and recognition system in the organization (F)	-0.035	-0.524	0.601	0.422	2.372
Lack of OPEX roadmap or framework for sustainability (L)	0.137	2.103	0.037**	0.44	2.272
Poor alignment between OPEX and organizational learning (J)	0.056	0.635	0.526	0.237	4.218
Lack of top management support (G)	0.017	0.211	0.833	0.291	3.44
Resistance to Change Issues (D)	0.168	2.906	0.004**	0.558	1.793
Poor organizational culture (K)	0.06	0.858	0.392	0.386	2.592
a Dependent Variable: Poor Project Selection and Prioritization (A)					

Two tailed significance (* =P<.1, ** =P<.05, *** =P<.001)

The resulting regression equation predicts that poor project selection and prioritization are positively influenced by *poor organizational strategy and OPEX initiatives(H)*, *lack of proper communication(C)*, *Lack of employee engagement (I)*, *lack of training and education to employees(E)* *Lack of OPEX roadmap or framework for sustainability (L)* and *resistance to change issues(D)*. Or:

$$A = 0.173 H + 0.216 C + 0.197 I + 0.145 E + 0.137 L + 0.168 D \dots\dots\dots(1)$$

Thus, hypotheses H1, H3, H5, H6, H7 and H11 were supported (Table 2), whereas all others were rejected.

4.5. Key performance indicators (KPIs) for the failure of OPEX

To understand the key performance indicators (KPIs) for best observing the failure of OPEX, the respondents were asked which measures of OPEX initiative impact monitoring (operational, financial, environmental & social measures) are typically used for Lean/Six Sigma/Lean Six Sigma/ Agile manufacturing (Table 9).

Table 9. Measures for Failure of OPEX Methodologies

Measures of failure of OPEX Methodologies	Lean	Six Sigma	Lean Six Sigma	Agile manufacturing
Operational performances measures	3.80	3.58	3.84	3.14
Financial performance measure	3.71	3.60	3.78	3.18
Environmental performance measure	3.14	2.99	3.11	2.75
Social performance measure	3.06	2.82	2.97	2.71

Mean scores on a five-point scale

The most referred OPEX performance measures that could indicate failure were identified as operational performance and financial measures and the least referred KPIs of failure observation were determined as social performance measures. It is worth noting that the Agile methodology scored the lowest for all failure performance measures. Lean Six Sigma has shown a significant impact on financial and operational performance measures, focusing less on social and environmental performance indicators of failure. It was also surprising to observe that Lean has the most impact on social performance measures of failure. A plausible explanation for this is that many Lean programs focus on employee engagement, a focus Six Sigma and LSS initiatives in many organizations fail to address.

5. Discussion

This global study aimed to evaluate the factors that contribute to the failure of OPEX initiatives in organizations, considering their size and nature. A large number of OPEX and CI professionals participated in this two years study (approximately 249 across three continents; Asia, Europe and North America). The first task for the research team was to understand the most currently popular OPEX methodologies utilized by organizations. Six Sigma was found to be the most popular OPEX methodology employed by organizations. This may be due to the unique nature of the Six Sigma methodology's implementation, such as its parallel mesostructure, strategic project selection, leadership engagement, improvement specialists, structured method, and performance metrics that focus on customer and financial implications (Schroeder *et al.*, 2008). This was followed by determining the CFFs that are influential in the deployment of OPEX initiatives. As some empirical studies were available, the authors employed a CFA and EFA followed by normalized mean scores to derive the top factors. The results of the study suggested that poor project selection and prioritization, poor leadership,

1
2
3 lack of proper communication, and resistance to change issues were the most critical failure
4
5 factors that are required to be addressed for organisations to successfully deploy OPEX
6
7 methodologies. Besides, numerous studies have reported the alignment of OPEX with
8
9 corporate strategy (Antony, Sony, *et al.*, 2020; Sreedharan *et al.*, 2018). The lack of alignment
10
11 of OPEX with corporate strategy will have an impact on other CFFs too. Our findings also
12
13 showed a significant difference between developing and developed nations' mean scores of
14
15 poor leadership and lack of reward and recognition systems. From a maturity point of view in
16
17 applying OPEX, these results are expected, and the data from our research support these two
18
19 aspects. None of the CFFs varies significantly between large enterprises and small and
20
21 medium-sized enterprises (SMEs). As project selection and prioritization were identified as the
22
23 most important CFF, the authors wanted to explore other factors responsible for the failure of
24
25 project selection and prioritization (dependent variable). The CFFs such as lack of
26
27 communication, lack of employee engagement, lack of training on OPEX, lack of roadmap and
28
29 infrastructure required for the implementation of OPEX, resistance to change and a weak link
30
31 between the OPEX strategy with corporate objectives had an impact on the project selection
32
33 and prioritization.
34
35
36
37
38
39

40 The analysis then focused on investigating how the failure of various OPEX
41
42 methodologies impacted a variety of performance indicators. Results showed that all OPEX
43
44 methodologies had a greater impact on operational and financial performance than on
45
46 environmental and social performance. This is not surprising, as most process improvement
47
48 projects have traditionally been focused on finance and operational performance indicators,
49
50 with the inclusion of environmental and social performance indicators occurring more recently.
51
52
53

54 Additionally, it was found that social performance scores were higher in developed
55
56 countries than in developing ones. Lastly, it was observed that all performance indicators
57
58 scored higher in North America compared to Asia and Europe, likely due to the higher maturity
59
60

1
2
3 level of OPEX methodologies implementations in North America (Antony, Lizarelli, *et al.*,
4 2020b; Antony, Sony, *et al.*, 2020). We also observed that, generally, the performance
5
6 indicators scored higher in manufacturing than in service companies.
7
8
9

10 The next phase of the analysis aimed at analysing the popularity of OPEX
11 methodologies in various organizations. We found that all OPEX methodologies were more
12 mature in developed countries, large enterprises and manufacturing-dominant settings.
13
14 Learning that Lean is more popular in Europe than in North America and Asia was noteworthy.
15
16 Both Six Sigma and LSS were more popular in North America. This is primarily due to the
17 heavy Six-Sigma investments of US corporations in the late 1980s and early 1990s (Snee and
18
19 Hoerl, 2003; Snee, 2010).
20
21
22
23
24
25

26 **6. Conclusion, limitations, and directions for future research**

27 This paper presents the results of a global study looking into the top factors for the failures of
28 OPEX initiatives in organizations. Poor project selection and prioritisation is the most
29 important CFF unearthed in this study. This CFF is impacted by poor organizational strategy
30 and OPEX initiatives, lack of proper communication, lack of employee engagement, lack of
31 training and education to employees, lack of OPEX roadmap or framework for sustainability
32 and resistance to change issues. Though it is a generic list, however, insufficient attention has
33 been paid to these factors by researchers. The study also examined various performance
34 measures that were influenced by the failure of OPEX. For instance, all OPEX methodologies
35 have a greater impact on financial and operational performance measures but less on
36 environmental and social performance measures. Another major study finding was the
37 significant difference between developing and developed nations' mean scores of poor
38 leadership and lack of reward and recognition systems.
39
40
41
42
43
44
45
46
47
48
49
50
51
52
53
54
55
56
57
58
59
60

1
2
3 Directions for further research could focus on understanding and analysing the reasons for such
4
5 differences. Our findings also showed that there was a significant difference between
6
7 developing and developed nations' mean scores of poor leadership and lack of reward and
8
9 recognition systems. Another interesting finding was that the application of Lean was more
10
11 popular in Europe than in North America and Asia. Contradictorily, Six Sigma and LSS were
12
13 more popular in North America compared to Asia and Europe. The study highlighted that
14
15 organizations should focus on weaving the OPEX into the organization's fabric rather than
16
17 focusing solely on the investment-to-benefits ratio.
18
19

20
21 One of the study's limitations was that the data collection involved only three continents:
22
23 Europe, Asia and North America. It would be helpful to understand if similar findings are
24
25 obtained from other continents. Due to the limitations of the survey, the authors will be
26
27 pursuing several semi-structured interviews with selected OPEX professionals in each
28
29 continent to obtain greater insights into OPEX failures. Future research might also look into
30
31 developing a predictive model connecting the critical failure factors and key metrics of OPEX
32
33 failures.
34
35
36
37
38
39

40 References

- 41
42 Adel, H.M. (2020), "ICT, information sharing and a new hybrid lean-agile performance:
43
44 Empirical evidence from automotive hierarchical supply chains", *International*
45
46 *Journal of Technology Management & Sustainable Development*, Intellect, Vol. 19
47
48 No. 2, pp. 221–245.
49
50
51 Albliwi, S., Antony, J., Abdul Halim Lim, S. and van der Wiele, T. (2014), "Critical failure
52
53 factors of Lean Six Sigma: a systematic literature review", *International Journal of*
54
55 *Quality & Reliability Management Vol.*, Vol. 31 No. 9, pp. 1012–1030, doi:
56
57 10.1108/IJQRM-09-2013-0147.
58
59
60

- 1
2
3 Allen, I.E. and Seaman, C.A. (2007), "Likert scales and data analyses", *Quality Progress*,
4
5 Vol. 40 No. 7, pp. 64–65.
6
7
8 Allison, P.D. (1999), *Multiple Regression: A Primer*, Pine Forge Press.
9
10 Antony, J. and Banuelas, R. (2002), "Key ingredients for the effective implementation of Six
11
12 Sigma program", *Measuring Business Excellence*, Vol. 6 No. 4, pp. 20–27.
13
14
15 Antony, J. and Gupta, S. (2018), "Top ten reasons for process improvement project failures",
16
17 *International Journal of Lean Six Sigma*, Emerald Publishing Limited.
18
19 Antony, J., Lizarelli, F.L. and Fernandes, M.M. (2020a), "A Global study into the reasons for
20
21 Lean Six Sigma project failures: key findings and directions for further research",
22
23 *IEEE Transactions on Engineering Management*, IEEE.
24
25
26 Antony, J., Lizarelli, F.L. and Fernandes, M.M. (2020b), "A Global study into the reasons for
27
28 Lean Six Sigma project failures: key findings and directions for further research",
29
30 *IEEE Transactions on Engineering Management*, IEEE.
31
32
33 Antony, J., Psomas, E., Garza-Reyes, J.A. and Hines, P. (2021), "Practical implications and
34
35 future research agenda of lean manufacturing: a systematic literature review",
36
37 *Production Planning & Control*, Taylor & Francis, Vol. 32 No. 11, pp. 889–925.
38
39
40 Antony, J. and Sony, M. (2021), "An Empirical Study Into Qualifications and Skills of
41
42 Quality Management Practitioners in Contemporary Organizations: Results From a
43
44 Global Survey and Agenda for Future Research", *IEEE Transactions on Engineering*
45
46 *Management*, pp. 1–17, doi: 10.1109/TEM.2021.3050460.
47
48
49 Antony, J., Sony, M., Dempsey, M., Brennan, A., Farrington, T. and Cudney, E.A. (2019),
50
51 "An evaluation into the limitations and emerging trends of Six Sigma: an empirical
52
53 study", *The TQM Journal*, Emerald Publishing Limited, Vol. 31 No. 2, pp. 205–221.
54
55
56
57
58
59
60

- 1
2
3 Antony, J., Sony, M. and Gutierrez, L. (2020), “An Empirical Study Into the Limitations and
4
5 Emerging Trends of Six Sigma: Findings From a Global Survey”, *IEEE Transactions*
6
7 *on Engineering Management*, IEEE, doi: 10.1109/TEM.2020.2995168.
8
9
- 10 Antony, J., Sony, M., McDermott, O., Swarnakar, V., Galli, B., Doulatabadi, M. and Kaul, R.
11
12 (2022), “An empirical study into the reasons for failure of sustaining operational
13
14 excellence initiatives in organizations”, *The TQM Journal*, Emerald Publishing
15
16 Limited, No. ahead-of-print.
17
18
- 19 ASQ. (2009), “Save Your Company a Fortune ASQ Six Sigma Business Solutions”,
20
21 American Society for Quality.
22
23
- 24 Ayeni, P., Baines, T., Lightfoot, H. and Ball, P. (2011), “State-of-the-art of ‘Lean’ in the
25
26 aviation maintenance, repair, and overhaul industry”, *Proceedings of the Institution of*
27
28 *Mechanical Engineers, Part B: Journal of Engineering Manufacture*, Sage
29
30 Publications Sage UK: London, England, Vol. 225 No. 11, pp. 2108–2123.
31
32
- 33 B. Xu, F. Guo, L. Xing, Y. Wang, and W. -A. Zhang. (2023), “Accelerated and Adaptive
34
35 Power Scheduling for More Electric Aircraft Via Hybrid Learning”, *IEEE*
36
37 *Transactions on Industrial Electronics*, Vol. 70 No. 1, pp. 833–845, doi:
38
39 10.1109/TIE.2022.3150107.
40
41
- 42 Bettany-Saltikov, J. (2016), “EBOOK: How to do a Systematic Literature Review in Nursing:
43
44 A step-by-step guide”, McGraw-Hill Education (UK).
45
46
- 47 Bonometti, R.J. and Tang, J. (2006), “A dynamic technique for conducting online survey-
48
49 based research”, *Competitiveness Review: An International Business Journal*,
50
51 Emerald Group Publishing Limited.
52
53
- 54 Bortolotti, T., Boscari, S. and Danese, P. (2015), “Successful lean implementation:
55
56 Organizational culture and soft lean practices”, *International Journal of Production*
57
58 *Economics*, Elsevier, Vol. 160, pp. 182–201.
59
60

1
2
3 Cabells. (2018), *Predatory Reports*.

4
5 Chiarini, A. and Kumar, M. (2021), "Lean Six Sigma and Industry 4.0 integration for
6
7 Operational Excellence: evidence from Italian manufacturing companies", *Production*
8
9 *Planning & Control*, Taylor & Francis, Vol. 32 No. 13, pp. 1084–1101.

10
11
12 Chomeya, R. (2010), "Quality of psychology test between Likert scale 5 and 6 points",
13
14 *Journal of Social Sciences*, Vol. 6 No. 3, pp. 399–403.

15
16
17 Chugani, N., Kumar, V., Garza-Reyes, J.A., Rocha-Lona, L. and Upadhyay, A. (2017),
18
19 "Investigating the green impact of Lean, Six Sigma and Lean Six Sigma: A systematic
20
21 literature review", *International Journal of Lean Six Sigma*, Emerald Publishing
22
23 Limited, Vol. 8 No. 1, pp. 7–32.

24
25
26 Cyger, M. (2003), "Six Sigma Costs and Savings", *isixsigma*.

27
28
29 Das, S. and Chatterjee, S. (2018), "Cabell's Blacklist: A new way to tackle predatory
30
31 journals", *Indian Journal of Psychological Medicine*, Medknow Publications &
32
33 Media Pvt. Ltd., Vol. 40 No. 2.

34
35
36 Denning, S. (2019), "Lessons learned from mapping successful and unsuccessful Agile
37
38 transformation journeys", *Strategy & Leadership*, Emerald Publishing Limited.

39
40
41 DeSanctis, I., Ordieres Mere, J.B., Bevilacqua, M. and Ciarapica, F.E. (2018), "The
42
43 moderating effects of corporate and national factors on lean projects barriers: a cross-
44
45 national study", *Production Planning & Control*, Taylor & Francis, Vol. 29 No. 12,
46
47 pp. 972–991.

48
49
50 Dillman, D.A. and others. (1978), *Mail and Telephone Surveys: The Total Design Method*,
51
52 Vol. 19, Wiley New York.

53
54
55 Dillman, D.A., Smyth, J.D. and Christian, L.M. (2014a), *Internet, Phone, Mail, and Mixed-
56
57 Mode Surveys: The Tailored Design Method*, John Wiley & Sons.

1
2
3 Dillman, D.A., Smyth, J.D. and Christian, L.M. (2014b), *Internet, Phone, Mail, and Mixed-*
4
5 *Mode Surveys: The Tailored Design Method*, John Wiley & Sons.

6
7
8 Dillman, D.A., Tortora, R.D. and Bowker, D. (1998), "Principles for constructing web
9
10 surveys", *Joint Meetings of the American Statistical Association*, Vol. 64, Citeseer,
11
12 pp. 1–16.

13
14
15 Easterby-Smith, M., Thorpe, R. and Jackson, P.R. (2012), *Management Research*, Sage,
16
17 London.

18
19 Emmel, N. (2013), "Purposeful sampling", *Sampling and Choosing Cases in Qualitative*
20
21 *Research: A Realist Approach*, SAGE Publications Ltd London, pp. 33–45.

22
23
24 Friedli, T. and Bellm, D. (2013), "Barriers and Success Factors in Managing Operational
25
26 Excellence", *Leading Pharmaceutical Operational Excellence*, Springer, pp. 103–
27
28 114.

29
30
31 Garza-Reyes, J.A. (2015), "Green lean and the need for Six Sigma", *International Journal of*
32
33 *Lean Six Sigma*, Emerald Group Publishing Limited, Vol. 6 No. 3, pp. 226–248.

34
35
36 Garza-Reyes, J.A., Jacques, G.W., Lim, M.K., Kumar, V. and Rocha-Lona, L. (2014), "Lean
37
38 and green—synergies, differences, limitations, and the need for Six Sigma", *IFIP*
39
40 *International Conference on Advances in Production Management Systems*, Springer,
41
42 pp. 71–81.

43
44
45 George, M.L. and George, M. (2003), *Lean Six Sigma for Service*, McGraw-Hill New York,
46
47 NY.

48
49 Gólcher-Barguil, L.A., Nadeem, S.P. and Garza-Reyes, J.A. (2019), "Measuring operational
50
51 excellence: an operational excellence profitability (OEP) approach", *Production*
52
53 *Planning & Control*, Taylor & Francis, Vol. 30 No. 8, pp. 682–698.

- 1
2
3 Gupta, S.K., Gunasekaran, A., Antony, J., Gupta, S., Bag, S. and Roubaud, D. (2019),
4
5 “Systematic literature review of project failures: Current trends and scope for future
6
7 research”, *Computers & Industrial Engineering*, Elsevier, Vol. 127, pp. 274–285.
8
9
10 Hair, J.F., Black, W.C., Babin, B.J. and Anderson, R.E. (2014a), “Multivariate data analysis:
11
12 Pearson new international edition”, *Essex: Pearson Education Limited*.
13
14 Hair, J.F., Black, W.C., Babin, B.J. and Anderson, R.E. (2014b), “Multivariate data analysis:
15
16 Pearson new international edition”, *Essex: Pearson Education Limited*.
17
18
19 Hardcopf, R., Liu, G.J. and Shah, R. (2021), “Lean production and operational performance:
20
21 The influence of organizational culture”, *International Journal of Production*
22
23 *Economics*, Elsevier, Vol. 235, p. 108060.
24
25
26 Iyede, R., Fallon, E.F. and Donnellan, P. (2018), “An exploration of the extent of Lean Six
27
28 Sigma implementation in the West of Ireland”, *International Journal of Lean Six*
29
30 *Sigma*, Emerald Publishing Limited.
31
32
33 Janssen, M. and van der Voort, H. (2020), “Agile and adaptive governance in crisis response:
34
35 Lessons from the COVID-19 pandemic”, *International Journal of Information*
36
37 *Management*, p. 102180, doi: 10.1016/j.ijinfomgt.2020.102180.
38
39
40 Krueger, A.B. and Ashenfelter, O.C. (1992), “Estimates of the economic return to schooling
41
42 from a new sample of twins”, National Bureau of Economic Research Cambridge,
43
44 Mass., USA.
45
46
47 Kumar, M., Antony, J. and Rae Cho, B. (2009), “Project selection and its impact on the
48
49 successful deployment of Six Sigma”, *Business Process Management Journal*,
50
51 Emerald Group Publishing Limited, Vol. 15 No. 5, pp. 669–686.
52
53
54 Kumar, M., Antony, J. and Tiwari, M.K. (2011), “Six Sigma implementation framework for
55
56 SMEs—a roadmap to manage and sustain the change”, *International Journal of*
57
58 *Production Research*, Taylor & Francis, Vol. 49 No. 18, pp. 5449–5467.
59
60

- 1
2
3 Kwak, Y.H. and Anbari, F.T. (2006), “Benefits, obstacles, and future of six sigma approach”,
4
5 *Technovation*, Elsevier, Vol. 26 No. 5–6, pp. 708–715.
6
7
8 Laureani, A. and Antony, J. (2017), “Leadership and Lean Six Sigma: a systematic literature
9
10 review”, *Total Quality Management & Business Excellence*, Taylor & Francis, pp. 1–
11
12 29.
13
14
15 Laureani, A. and Antony, J. (2018), “Leadership—a critical success factor for the effective
16
17 implementation of Lean Six Sigma”, *Total Quality Management & Business*
18
19 *Excellence*, Taylor & Francis, Vol. 29 No. 5–6, pp. 502–523.
20
21
22 Leung, S.-O. (2011), “A Comparison of Psychometric Properties and Normality in 4-, 5-, 6-,
23
24 and 11-Point Likert Scales”, *Journal of Social Service Research*, Routledge, Vol. 37
25
26 No. 4, pp. 412–421, doi: 10.1080/01488376.2011.580697.
27
28
29 Luz Tortorella, G., Cauchick-Miguel, P.A., Li, W., Staines, J. and McFarlane, D. (2022),
30
31 “What does operational excellence mean in the Fourth Industrial Revolution era?”,
32
33 *International Journal of Production Research*, Taylor & Francis, Vol. 60 No. 9, pp.
34
35 2901–2917.
36
37
38 McDermott, O., Antony, J. and Douglas, J. (2021), “Exploring the use of operational
39
40 excellence methodologies in the era of COVID-19: perspectives from leading
41
42 academics and practitioners”, *TQM Journal.*, Emerald Pub Group, Bingley, U.K. :,
43
44 Vol. ahead-of-print No. ahead-of-print.
45
46
47 McDermott, O., Antony, J., Sony, M. and Daly, S. (2022), “Barriers and Enablers for
48
49 Continuous Improvement Methodologies within the Irish Pharmaceutical Industry”,
50
51 *Processes*, Vol. 10 No. 1, doi: 10.3390/pr10010073.
52
53
54 McDermott, O., Antony, J., Sony, M. and Healy, T. (2022), “Critical Failure Factors for
55
56 Continuous Improvement Methodologies in the Irish MedTech Industry”, *The TQM*
57
58 *Journal.*
59
60

- 1
2
3 McLean, R.S., Antony, J. and Dahlgaard, J.J. (2017), "Failure of Continuous Improvement
4 initiatives in manufacturing environments: a systematic review of the evidence", *Total*
5
6 *Quality Management & Business Excellence*, Taylor & Francis, Vol. 28 No. 3–4, pp.
7
8 219–237.
9
- 10
11
12 Montgomery, D.C. (2016), "Why do lean six sigma projects sometimes fail?", *Quality and*
13
14 *Reliability Engineering International*, Wiley Online Library.
- 15
16
17 Morse, J.M. (1991), "Strategies for sampling", *Qualitative Nursing Research: A*
18
19 *Contemporary Dialogue*, Vol. 127, p. 145.
- 20
21
22 Naik, S., Sony, M., Antony, J., McDermott, O., Tortorella, G.L. and Jayaraman, R. (2023),
23
24 "Operational excellence framework for sustainability in the organisation: a design
25
26 science approach", *Production Planning & Control*, Taylor & Francis, pp. 1–17.
- 27
28
29 Olsson, O. and Aronsson, H. (2015), "Managing a variable acute patient flow – categorising
30
31 the strategies", *Supply Chain Management*, Vol. 20, pp. 113–127.
- 32
33
34 Padhy, R. (2017), "Six Sigma project selections: a critical review", *International Journal of*
35
36 *Lean Six Sigma*, Emerald Publishing Limited.
- 37
38
39 Persis, D.J., Sunder M, V., Sreedharan, V.R. and Saikouk, T. (2022), "Improving patient care
40
41 at a multi-speciality hospital using lean six sigma", *Production Planning & Control*,
42
43 Taylor & Francis, Vol. 33 No. 12, pp. 1135–1154.
- 44
45
46 Prasanna, M. and Vinodh, S. (2013), "Lean Six Sigma in SMEs: an exploration through
47
48 literature review", *Journal of Engineering, Design and Technology*, Emerald Group
49
50 Publishing Limited, Vol. 11 No. 3, pp. 224–250.
- 51
52
53 Prashar, A. and Sunder, V. (2021), "Characterization and Examination of Operational
54
55 Excellence Deployment Failures: Mediation Effect of Technical and Behavioral
56
57 Failure Factors", *IEEE Transactions on Engineering Management*, IEEE, doi:
58
59 10.1109/TEM.2021.3071294.
60

- 1
2
3 Razali, N.M., Wah, Y.B., and others. (2011), "Power comparisons of shapiro-wilk,
4 kolmogorov-smirnov, lilliefors and anderson-darling tests", *Journal of Statistical*
5 *Modeling and Analytics*, Vol. 2 No. 1, pp. 21–33.
6
7
8
9
10 Roth, A.V., Schroeder, R.G. and Huang, X. (2008), *Handbook of Metrics for Research in*
11 *Operations Management: Multi-Item Measurement Scales and Objective Items*, Sage.
12
13
14 Rüttimann, B.G., Stöckli, M.T., and others. (2015), "Reasons for operational excellence
15 deployment failures and how to avoid them", *Journal of Service Science and*
16 *Management*, Scientific Research Publishing, Vol. 8 No. 04, p. 612.
17
18
19
20 Sandelowski, M. (2000), "Combining qualitative and quantitative sampling, data collection,
21 and analysis techniques in mixed-method studies", *Research in Nursing & Health*,
22 Wiley Online Library, Vol. 23 No. 3, pp. 246–255.
23
24
25
26
27
28 Schaefer, D.R. and Dillman, D.A. (1998), "Development of a standard e-mail methodology:
29 Results of an experiment", *Public Opinion Quarterly*, JSTOR, pp. 378–397.
30
31
32
33 Schroeder, R.G., Linderman, K., Liedtke, C. and Choo, A.S. (2008), "Six Sigma: Definition
34 and underlying theory", *Journal of Operations Management*, Elsevier, Vol. 26 No. 4,
35 pp. 536–554.
36
37
38
39
40 Singh, M. and Rathi, R. (2021), "Investigation and modeling of lean six sigma barriers in
41 small and medium-sized industries using hybrid ISM-SEM approach", *International*
42 *Journal of Lean Six Sigma*, Emerald Publishing Limited.
43
44
45
46
47 Snee, R. and Hoerl, R. (2003), "Six Sigma Beyond the Factory Floor: Deployment Strategies
48 for Financial Services, Health Care, and the Rest of the Real Economy", Prentice
49 Hall.
50
51
52
53
54 Snee, R.D. (2004), "Six-Sigma: the evolution of 100 years of business", *Int. J. Six Sigma and*
55 *Competitive Advantage*, Vol. 1 No. 1, pp. 4–20.
56
57
58
59
60

- 1
2
3 Snee, R.D. (2010), “Lean Six Sigma–getting better all the time”, *International Journal of*
4
5 *Lean Six Sigma*, Emerald Group Publishing Limited, Vol. 1 No. 1, pp. 9–29.
6
7
8 Snee, R.D. and Hoerl, R. (2018), *Leading Holistic Improvement with Lean Six Sigma 2.0:*
9
10 *Lead Holi Busi Impr Six Sigm_2*, FT Press.
11
12
13 Snee, R.D. and Rodenbaugh Jr, W.F. (2002), “The project selection process”, *Quality*
14
15 *Progress*, American Society for Quality, Vol. 35 No. 9, p. 78.
16
17
18 Sreedharan, V.R., Gopikumar, V., Nair, S., Chakraborty, A. and Antony, J. (2018),
19
20 “Assessment of critical failure factors (CFFs) of Lean Six Sigma in real life scenario:
21
22 evidence from manufacturing and service industries”, *Benchmarking*, Emerald
23
24 Publishing Limited, Vol. 25 No. 8, pp. 3320–3336.
25
26
27 Stokes, Y., Vandyk, A., Squires, J., Jacob, J.-D. and Gifford, W. (2019), “Using Facebook
28
29 and LinkedIn to recruit nurses for an online survey”, *Western Journal of Nursing*
30
31 *Research*, SAGE Publications Sage CA: Los Angeles, CA, Vol. 41 No. 1, pp. 96–110.
32
33
34 Swain, A.K., Cao, Q.R. and Gardner, W.L. (2018), “Six Sigma success: Looking through
35
36 authentic leadership and behavioral integrity theoretical lenses”, *Operations Research*
37
38 *Perspectives*, Elsevier, Vol. 5, pp. 120–132.
39
40
41 Swarnakar, V. (2021), “Assessment of Critical Failure Factors for Implementing Lean Six
42
43 Sigma in Manufacturing Industry: A case study”, *International Journal of Industrial*
44
45 *Engineering*, Vol. 3 No. 1.
46
47
48 Swarnakar, V., Singh, A. and Tiwari, A.K. (2020), “Evaluating the effect of critical failure
49
50 factors associated with sustainable Lean Six Sigma framework implementation in
51
52 healthcare organization”, *International Journal of Quality & Reliability Management*,
53
54 Emerald Publishing Limited.
55
56
57
58
59
60

- 1
2
3 Swarnakar, V., Singh, A.R., Antony, J., Tiwari, A.K., Cudney, E. and Furterer, S. (2020), “A
4 multiple integrated approach for modelling critical success factors in sustainable LSS
5 implementation”, *Computers & Industrial Engineering*, Elsevier, Vol. 150, p. 106865.
6
7
8
9
10 Switek, S., Drelichowski, L. and Polkowski, Z. (2021), “Empirical evaluation of the revised
11 technology acceptance model for lean six sigma approach—a pilot study”,
12
13 *Innovations in Information and Communication Technologies (IICT-2020)*, Springer,
14
15 pp. 255–264.
16
17
18
19 Tabachnick, B.G. and Fidell, L.S. (2007), *Using Multivariate Statistics*, Allyn &
20
21 Bacon/Pearson Education.
22
23
24 Taj, S. (2008), “Lean manufacturing performance in China: assessment of 65 manufacturing
25 plants”, *Journal of Manufacturing Technology Management*, Emerald Group
26
27 Publishing Limited, Vol. 19 No. 2, pp. 217–234.
28
29
30
31 Tariq, M.U., Poulin, M. and Abonamah, A.A. (2021), “Achieving Operational Excellence
32 Through Artificial Intelligence: Driving Forces and Barriers”, *Frontiers in*
33
34 *Psychology*, Frontiers Media SA, Vol. 12, p. 686624.
35
36
37
38 Tranfield, D., Denyer, D. and Smart, P. (2003), “Towards a Methodology for Developing
39 Evidence-Informed Management Knowledge by Means of Systematic Review”,
40
41 *British Journal of Management*, Vol. 14 No. 3, pp. 207–222, doi: 10.1111/1467-
42
43 8551.00375.
44
45
46
47 Van Selm, M. and Jankowski, N.W. (2006), “Conducting online surveys”, *Quality and*
48
49 *Quantity*, Springer, Vol. 40 No. 3, pp. 435–456.
50
51
52 Virmani, N. and Salve, U.R. (2021), “Significance of Human Factors and Ergonomics (HFE):
53
54 Mediating Its Role Between Industry 4.0 Implementation and Operational
55
56 Excellence”, *IEEE Transactions on Engineering Management*, IEEE.
57
58
59
60

1
2
3 Womack, J.P., Womack, J.P., Jones, D.T. and Roos, D. (1990), *Machine That Changed the*
4
5 *World*, Simon and Schuster.

6
7
8 Wooldridge, J.M. (2016a), *Introductory Econometrics: A Modern Approach*, Nelson
9
10 Education.

11
12 Wooldridge, J.M. (2016b), "Should instrumental variables be used as matching variables?",
13
14 *Research in Economics*, Elsevier, Vol. 70 No. 2, pp. 232–237.

15
16
17 Yadav, G. and Desai, T.N. (2017), "A fuzzy AHP approach to prioritize the barriers of
18
19 integrated Lean Six Sigma", *International Journal of Quality & Reliability*
20
21 *Management*, Emerald Publishing Limited.

22
23
24 Yang, T. and Su, C. (2007), "Application of hoshin kanri for productivity improvement in a
25
26 semiconductor manufacturing company", *Journal of Manufacturing Technology*
27
28 *Management*, Emerald Group Publishing Limited, Vol. 18 No. 6, pp. 761–775, doi:
29
30 10.1108/17410380710763895.
31
32
33
34
35
36
37
38
39
40
41
42
43
44
45
46
47
48
49
50
51
52
53
54
55
56
57
58
59
60