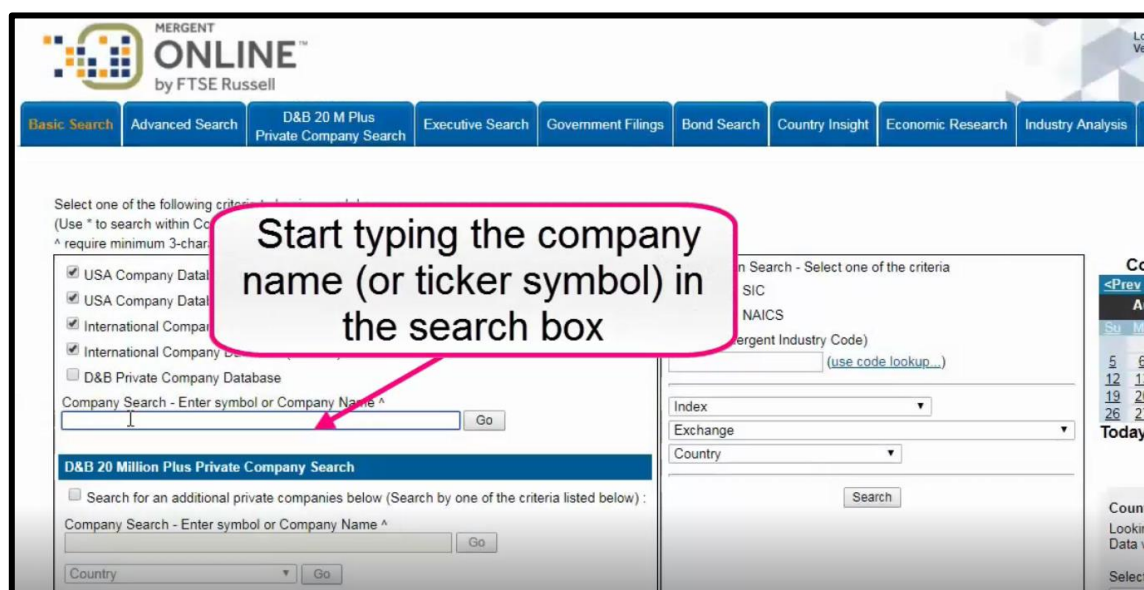


## Company peer analysis

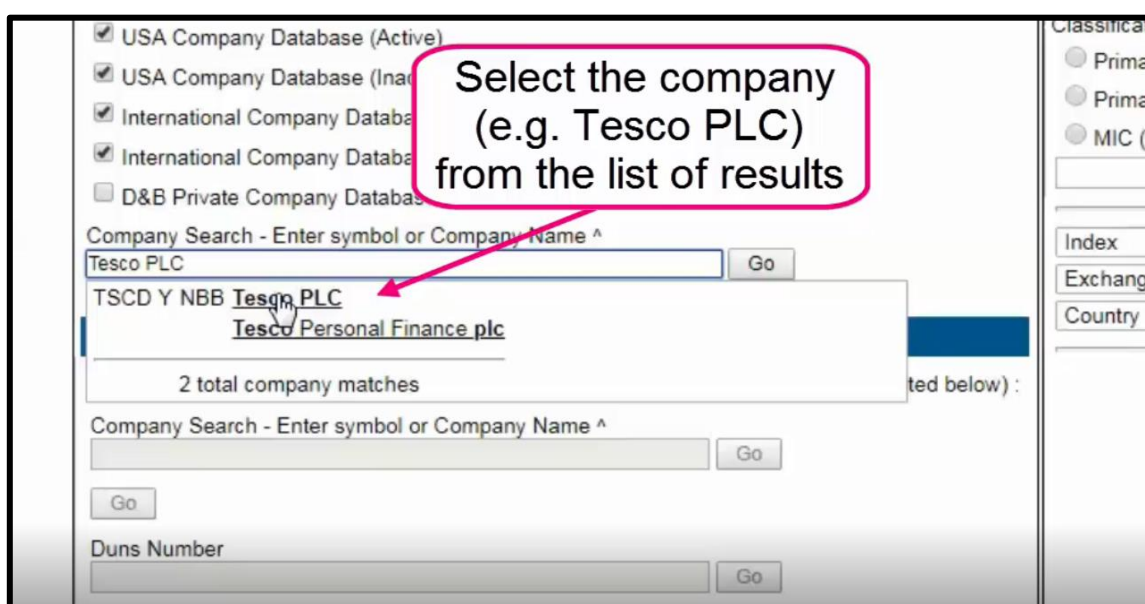
Connect to **Mergent Online** through our moodle database course, [Library Information Sources for Business Students](#) or via our [Business, Marketing and Economics](#) library home page. If you are not already logged in, you will be asked to enter your Brookes username and password.

1. From the **Mergent Online** home page type the company name/ticker symbol (e.g. **Tesco PLC**) in the search box.



The screenshot shows the Mergent Online homepage by FTSE Russell. A pink callout box with the text "Start typing the company name (or ticker symbol) in the search box" points to the search input field. The search box is labeled "Company Search - Enter symbol or Company Name ^" and has a "Go" button next to it. Below the search box, there are several checkboxes for database selection: "USA Company Database", "USA Company Database (Inactive)", "International Company Database", "International Company Database (Inactive)", and "D&B Private Company Database". To the right of the search box, there are dropdown menus for "Index", "Exchange", and "Country", and a "Search" button.

2. Select the company (e.g. **Tesco PLC**) from the list of results. Click **Go**.



The screenshot shows the search results for "Tesco PLC". A pink callout box with the text "Select the company (e.g. Tesco PLC) from the list of results" points to the first result, "TSCD Y NBB Tesco PLC". Below the search box, there are several checkboxes for database selection: "USA Company Database (Active)", "USA Company Database (Inactive)", "International Company Database", "International Company Database (Inactive)", and "D&B Private Company Database". Below the search box, there are several checkboxes for database selection: "USA Company Database (Active)", "USA Company Database (Inactive)", "International Company Database", "International Company Database (Inactive)", and "D&B Private Company Database". Below the search box, there are several checkboxes for database selection: "USA Company Database (Active)", "USA Company Database (Inactive)", "International Company Database", "International Company Database (Inactive)", and "D&B Private Company Database". Below the search box, there are several checkboxes for database selection: "USA Company Database (Active)", "USA Company Database (Inactive)", "International Company Database", "International Company Database (Inactive)", and "D&B Private Company Database".

### 3. Click on the **Competitors** tab.

**MERGENT ONLINE™**  
by FTSE Russell

Search Search Results Synopses

**TESCO News** **Tesco PLC (NBB: TSCD Y)** + to Company Analysis List  
Address: Tesco House, Shire Park, Kestrel Way, Welwyn Garden City, AL7 1GA United Kingdom | Phone: (44) 1992 632222 | Fax: (44) 1992 630794 | Company Website: www.tescopl.com

Powered by Clearbit

Incorporated: November 1947, United Kingdom  
Reincorporated: February 1982, United Kingdom  
CUSIP: 88157530  
Auditor: Deloitte LLP  
Transfer Agent: Equiniti Limited, Lancing, West Sussex, United Kingdom  
Country: [United Kingdom](#)

Sector: Retail - Food & Beverage, Drug & Tobacco  
Industry: Grocery stores (SIC 5411)  
Industry: Supermarkets and Other Grocery (except Convenience) Stores (NAICS 445110)  
Number of Employees: 448,988 (Average Staff as of 02/24/2018)  
Number of Shareholders: 254,249 (as of 02/24/2018)

Market Cap: 21,548,160,000  
Revenue: 57,491,000,000  
Net Income: 1,206,000,000  
Dividend: 0.1197 Dividend Yield: 1.11  
EPS Basic: 0.1477 EPS Diluted: 0.1472

Company Details Executives Ownership Company Financials Equity Pricing Reports Filings News **Competitors** Report Builder

Synopsis Highlights History Business Property Subsidiaries Long Term Debt Capital Stock Earnings Estimates Business Segments

**Business Summary**  
Tesco is a retailer. Co. and its subsidiaries are engaged in retailing and associated services in the United Kingdom, Ireland, Czech Republic, Hungary, Poland, Slovakia, Thailand. Co. provides retail banking and insurance services through Tesco Bank. Co. sells and services of motor and home insurance policies underwritten by Tesco Bank or in a minority of cases by a third-party underwriter. As of Feb 25 2017, Co. has stores worldwide, including 256 franchised stores.

**Pricing Summary**

Age 52

Download Print

Key Executives

Click on the Competitors tab

### 4. You can deselect companies from the list.

**TESCO News** **Tesco PLC (NBB: TSCD Y)** + to Company Analysis List  
Address: Tesco House, Shire Park, Kestrel Way, Welwyn Garden City, AL7 1GA United Kingdom | Phone: (44) 1992 632222 | Fax: (44) 1992 630794 | Company Website: www.tescopl.com

Powered by Clearbit

Incorporated: November 1947, United Kingdom  
Reincorporated: February 1982, United Kingdom  
CUSIP: 88157530  
Auditor: Deloitte LLP  
Transfer Agent: Equiniti Limited, Lancing, West Sussex, United Kingdom  
Country: [United Kingdom](#)

Sector: Retail - Food & Beverage, Drug & Tobacco  
Industry: Grocery stores (SIC 5411)  
Industry: Supermarkets and Other Grocery (except Convenience) Stores (NAICS 445110)  
Number of Employees: 448,988 (Average Staff as of 02/24/2018)  
Number of Shareholders: 254,249 (as of 02/24/2018)

Market Cap: 21,860,608,320  
Revenue: 57,491,000,000  
Net Income: 1,206,000,000  
Dividend: 0.1197 Dividend Yield: 1.1801  
EPS Basic: 0.1477 EPS Diluted: 0.1472

Company Details Executives Ownership Company Financials Equity Pricing Reports Filings News **Competitors** Report Builder

Download Printer Friendly My Mergent Tools

Competitor (Public USA Public Global Private)  
Click [here](#) to create a competitor report  
Add Company to Competitor List:  Add

Add all to Company Analysis List

Remove	Company Name	Revenues	Gross Margin	Net Income	EBITDA	Total Assets	Total Liabilities	PE Ratio	Market Cap	Employees	Share Price
X	Tesco PLC	80,368,045,809	5.83	1,685,896,284	3,928,166,300	62,713,664,245	48,063,421,249	-	21,861 M	327,916	10.15
X	J Sainsbury PLC	39,329,923,151	6.61	427,078,516	1,536,929,805	30,408,266,771	20,165,293,041	-	37,289 M	52,800	17.00
X	Morrison (Wm.) Supermarkets Plc	24,545,687,954							39,625 M	40,162	16.82
X	X5 Retail Group NV	23,389,510,925								250,874	16.90
X	Magnit PJSC	19,593,103,000							10,128 M	257,551	114.00
X	Companhia Brasileira de Distribuicao	17,477,070,537							2,559 M	156,451	20.16
X	Cencosud SA	17,003,165,767							22,356 M	135,821	7.81
X	Performance Food Group Co	16,761,800,000	12.68	96,300,000	338,700,000	3,804,100,000	2,878,600,000	21.756	3,910 M	14,000	36.55

You can deselect companies from the list

5. If the company or companies you would like to compare do not appear in the list you can add them using the search box. Select the company you would like to add (e.g. Coop Switzerland) and select **Add**.

**Tesco PLC (NBB: TSCD Y)** + to Company Analysis List  
Address: Tesco House, Shire Park, Kestrel Way, Welwyn Garden City, AL7 1GA United Kingdom | Phone: (44) 1992 632222 | Fax: (44) 1992 630794 | Company Website: www.tescopl.com

Incorporated: November 1947, United Kingdom  
Reincorporated: February 1982, United Kingdom  
CUSIP: 88157530  
Auditor: Deloitte LLP  
Transfer Agent: Equiniti Limited, Lancing, West Sussex, United Kingdom  
Country: United Kingdom

Sector: Retail  
Industry: Grocery stores (SIC 5411)  
Stores (NAICS 445110)  
Number of Employees: 448,988 (Average Staff as of 02/24/2018)  
Number of Shareholders: 254,249 (as of 02/24/2018)

Market Cap: 21,860,608,320  
Revenue: 57,491,000,000  
Net Income: 1,206,000,000  
Dividend: 0.1197 Dividend Yield: 0.1477 EPS Diluted

Competitor (Public USA Public Global Private)  
Click [here](#) to create a competitor report  
Add Company to Competitor List:

Remove	Company Name	Revenue	EBITDA	Total Assets	Total Liabilities	PE Ratio	Market Cap
X	Tesco PLC	80,368	3,928,166,300	62,713,664,245	48,063,421,249	-	21,860,608,320
X	J Sainsbury PLC	39,329,923,151	1,536,929,805	30,408,266,771	20,165,293,041	-	1,206,000,000
X	Coop Switzerland (Switzerland)	26,074,854,758	418,889,345	17,776,616,563	9,831,816,253	-	0.1197

6. You can now see that **Coop Switzerland** has been added to the list.

**Tesco PLC (NBB: TSCD Y)** + to Company Analysis List  
Address: Tesco House, Shire Park, Kestrel Way, Welwyn Garden City, AL7 1GA United Kingdom | Phone: (44) 1992 632222 | Fax: (44) 1992 630794 | Company Website: www.tescopl.com

Incorporated: November 1947, United Kingdom  
Reincorporated: February 1982, United Kingdom  
CUSIP: 88157530  
Auditor: Deloitte LLP  
Transfer Agent: Equiniti Limited, Lancing, West Sussex, United Kingdom  
Country: United Kingdom

Sector: Retail - Food & Beverage, Drug & Tobacco  
Industry: Grocery stores (SIC 5411)  
Industry: Supermarkets and Other Grocery (except Convenience)  
Stores (NAICS 445110)  
Number of Employees: 448,988 (Average Staff as of 02/24/2018)  
Number of Shareholders: 254,249 (as of 02/24/2018)

Market Cap: 21,860,608,320  
Revenue: 57,491,000,000  
Net Income: 1,206,000,000  
Dividend: 0.1197 Dividend Yield: 0.1477 EPS Diluted

Competitor (Public USA Public Global Private)  
Click [here](#) to create a competitor report  
Add Company to Competitor List:

Remove	Company Name	Revenue	EBITDA	Total Assets	Total Liabilities	PE Ratio	Market Cap
X	Tesco PLC	80,368	3,928,166,300	62,713,664,245	48,063,421,249	-	21,860,608,320
X	J Sainsbury PLC	39,329,923,151	1,536,929,805	30,408,266,771	20,165,293,041	-	1,206,000,000
X	Coop Switzerland (Switzerland)	26,074,854,758	418,889,345	17,776,616,563	9,831,816,253	-	0.1197



7. From the list page click on **Add to Company Analysis List**.

**Tesco PLC (NBB: TSCD Y)** + to Company Analysis List

Address: Tesco House, Shire Park, Kestrel Way, Welwyn Garden City, AL7 1GA United Kingdom | Phone: (44) 1992 632222 | Fax: (44) 1992 630794 | Company Website: www.tescopc.com

Incorporated: November 1947, United Kingdom  
Reincorporated: February 1982, United Kingdom  
CUSIP: 88157530  
Auditor: Deloitte LLP  
Transfer Agent: Equiniti Limited, Lancing, West Sussex, United Kingdom  
Country: United Kingdom

Sector: Retail - Food & Beverage, Drug & Tobacco  
Industry: Grocery stores (SIC 5411)  
Industry: Supermarkets and Other Grocery (except Convenience) Stores (NAICS 445110)  
Number of Employees: 448,988 (Average Staff as of 02/24/2018)  
Number of Shareholders: 254,249 (as of 02/24/2018)

Market Cap: 21,548,160,000  
Revenue: 57,491,000,000  
Net Income: 1,206,000,000  
Dividend: 0.1197 Dividend Yield: 1.1972  
EPS Basic: 0.1477 EPS Diluted: 0.1472

Company Details Executives Ownership Company Financials Equity Pricing Reports Filings News Competitors Report Builder

Competitor (Public USA Public Global Private)  
Click here to create a competitor report  
Add Company to Competitor List:

From the list page click on **Add to Company Analysis List**

Remove	Company Name	Revenues	Gross Margin	PE Ratio	Market Cap	Employees	Share Price
X	Tesco PLC	80,368,045,809	5.83	1,685,896,284	3,928,166,300	62,713,664,245	48,063,421,249
X	J Sainsbury PLC	39,329,923,151	6.61	427,078,516	1,536,929,805	30,408,266,771	20,165,293,041
X	Coop Switzerland (Switzerland)	26,074,854,758	-	418,889,345	-	17,776,616,563	9,831,816,253
X	Morrison (Wm.) Supermarkets Plc	24,545,687,954	3.67	442,226,217	1,102,010,669	13,745,963,400	7,283,224,059

Download Printer Friendly My Mergent Tools

My Mergent Tools

- Company Analysis List (4/500)
- Executive List (0/500)
- 20M+ Private Company List (0/500)
- Company Alerts (0)
- Executive Alerts (0)

8. Click on **Company Analysis List (4/500)** from the **My Mergent Tools** drop-down menu.

**Tesco PLC (NBB: TSCD Y)** + to Company Analysis List

Address: Tesco House, Shire Park, Kestrel Way, Welwyn Garden City, AL7 1GA United Kingdom | Phone: (44) 1992 632222 | Fax: (44) 1992 630794 | Company Website: www.tescopc.com

Incorporated: November 1947, United Kingdom  
Reincorporated: February 1982, United Kingdom  
CUSIP: 88157530  
Auditor: Deloitte LLP  
Transfer Agent: Equiniti Limited, Lancing, West Sussex, United Kingdom  
Country: United Kingdom

Sector: Retail - Food & Beverage, Drug & Tobacco  
Industry: Grocery stores (SIC 5411)  
Industry: Supermarkets and Other Grocery (except Convenience) Stores (NAICS 445110)  
Number of Employees: 448,988 (Average Staff as of 02/24/2018)  
Number of Shareholders: 254,249 (as of 02/24/2018)

Market Cap: 21,548,160,000  
Revenue: 57,491,000,000  
Net Income: 1,206,000,000  
Dividend: 0.1197 Dividend Yield: 1.1972  
EPS Basic: 0.1477 EPS Diluted: 0.1472

Company Details Executives Ownership Company Financials Equity Pricing Reports Filings News Competitors Report Builder

Competitor (Public USA Public Global Private)  
Click here to create a competitor report  
Add Company to Competitor List:

Click on **Company Analysis List (4/500)**

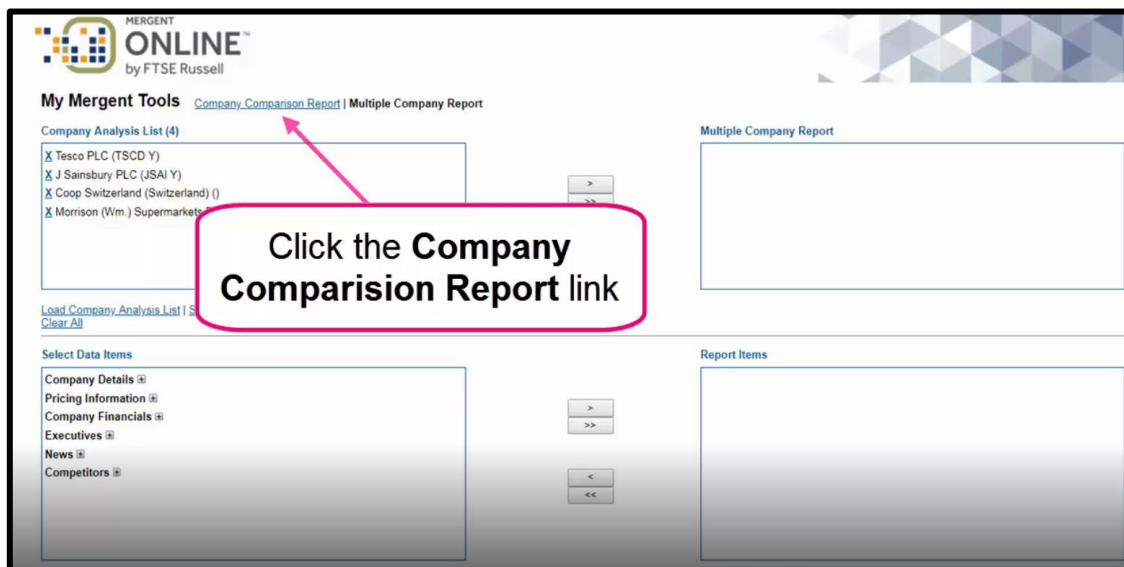
Remove	Company Name	Revenues	Gross Margin	PE Ratio	Market Cap	Employees	Share Price
X	Tesco PLC	80,368,045,809	5.83	1,685,896,284	3,928,166,300	62,713,664,245	48,063,421,249
X	J Sainsbury PLC	39,329,923,151	6.61	427,078,516	1,536,929,805	30,408,266,771	20,165,293,041
X	Coop Switzerland (Switzerland)	26,074,854,758	-	418,889,345	-	17,776,616,563	9,831,816,253
X	Morrison (Wm.) Supermarkets Plc	24,545,687,954	3.67	442,226,217	1,102,010,669	13,745,963,400	7,283,224,059

Download Printer Friendly My Mergent Tools

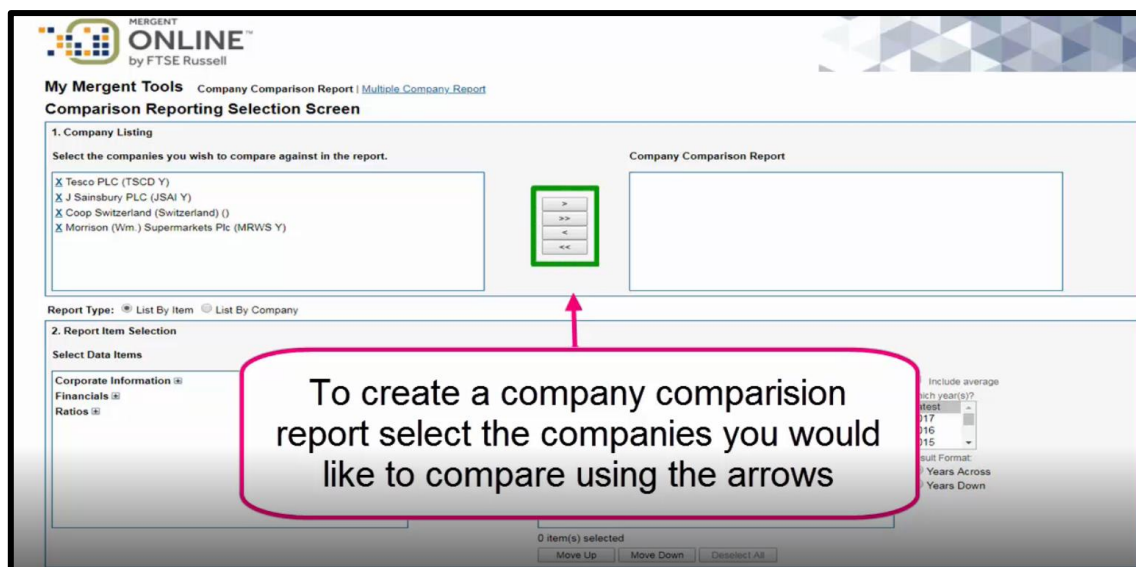
My Mergent Tools

- Company Analysis List (4/500)
- Executive List (0/500)
- 20M+ Private Company List (0/500)
- Company Alerts (0)
- Executive Alerts (0)

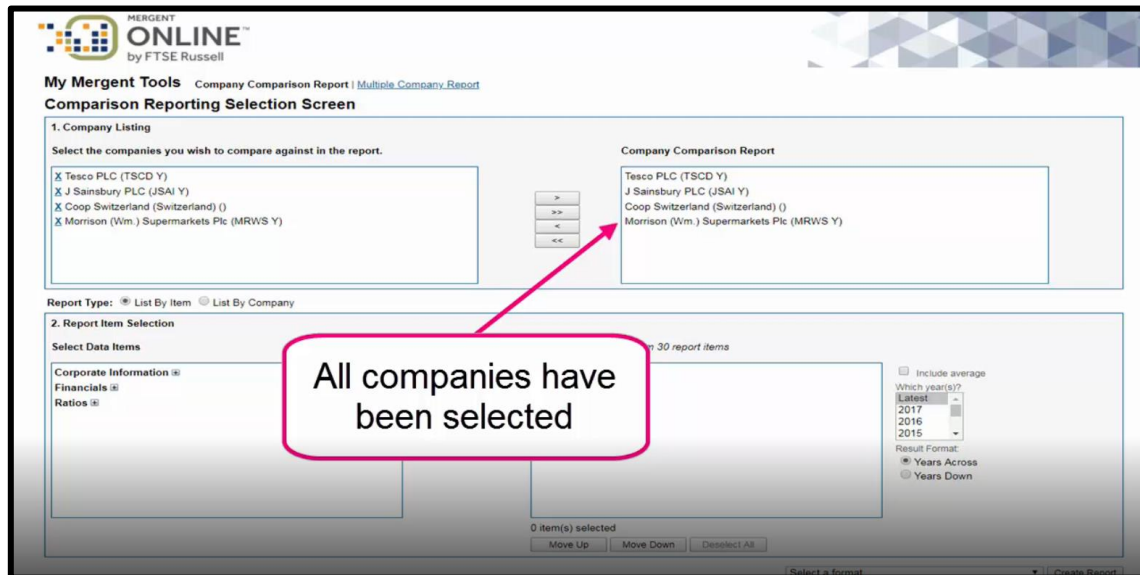
9. Click the **Company Comparison Report** link.



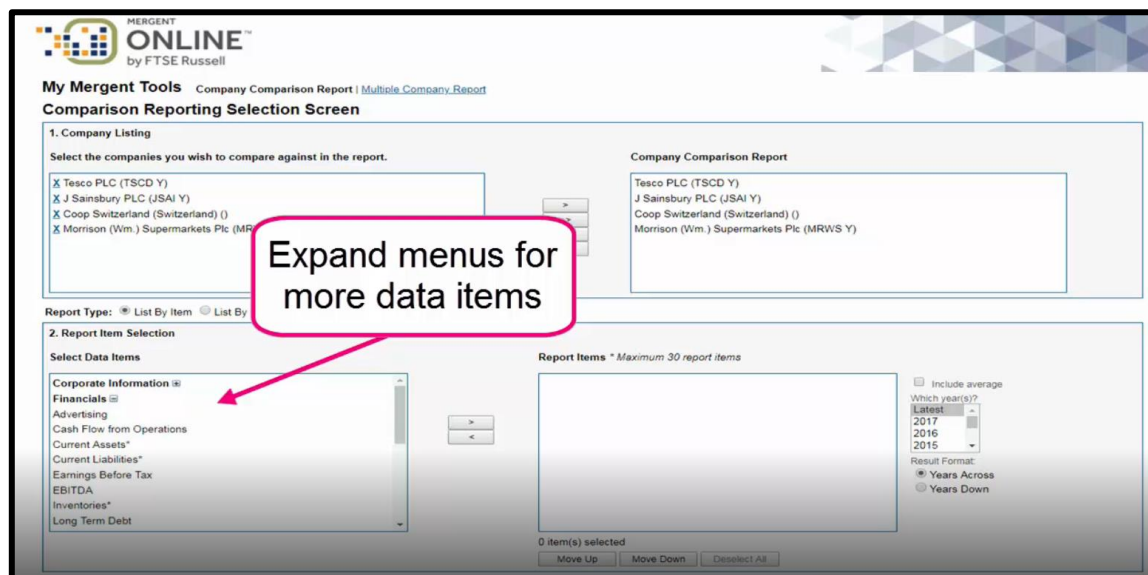
10. To create a company comparison report select the companies you would like to compare using the arrows.



11. All companies have been selected.



12. Expand menus for more data items.



13. Use the arrows to select the data items for your report.

**My Mergent Tools** Company Comparison Report | Multiple Company Report

**Comparison Reporting Selection Screen**

**1. Company Listing**  
Select the companies you wish to compare against in the report.

☒ Tesco PLC (TSCD Y)  
☒ J Sainsbury PLC (JSAI Y)  
☒ Coop Switzerland (Switzerland) ()  
☒ Morrison (Wim.) Supermarkets Plc (MRWS Y)

**Report Type:** ☒ List By Item ☐ List By Company

**2. Report Item Selection**  
Select Data Items

**Report Items \* Maximum 30 report items**

Cash Flow from Operations

0 item(s) selected  
Move Up Move Down Deselect All

Include average  
Which year(s)?  
Latest  
2017  
2016  
2015  
Result Format:  
☒ Years Across  
☐ Years Down

14. Once the data items have been added, select a time period for your report.

**My Mergent Tools** Company Comparison Report | Multiple Company Report

**Comparison Reporting Selection Screen**

**1. Company Listing**  
Select the companies you wish to compare against in the report.

☒ Tesco PLC (TSCD Y)  
☒ J Sainsbury PLC (JSAI Y)  
☒ Coop Switzerland (Switzerland) ()  
☒ Morrison (Wim.) Supermarkets Plc (MRWS Y)

**Report Type:** ☒ List By Item ☐ List By Company

**2. Report Item Selection**  
Select Data Items

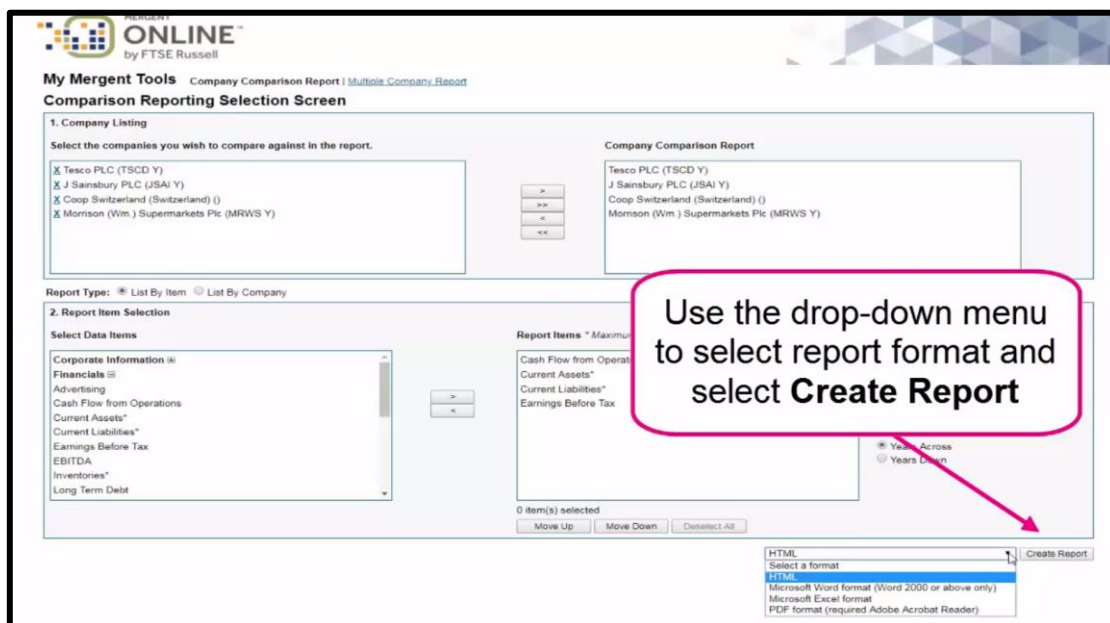
**Report Items \* Maximum 30 report items**

Cash Flow from Operations  
Current Assets\*  
Current Liabilities\*

0 item(s) selected  
Move Up Move Down Deselect All

Include average  
Which year(s)?  
Latest  
2017  
2016  
2015  
Result Format:  
☒ Years Across  
☐ Years Down

15. Use the drop-down menu to select report format and select **Create Report**.



**My Mergent Tools** Company Comparison Report | Multiple Company Report  
**Comparison Reporting Selection Screen**

1. Company Listing  
Select the companies you wish to compare against in the report.

Company Comparison Report

Report Type: ☒ List By Item ☐ List By Company

2. Report Item Selection  
Select Data Items

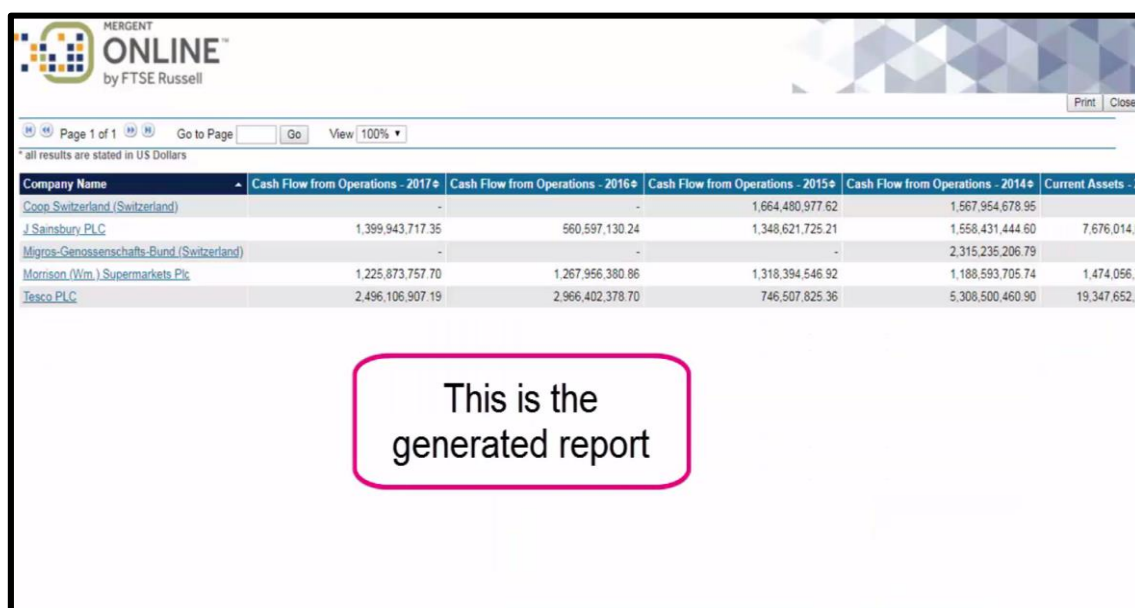
Report Items \* Maximum

0 item(s) selected  
Move Up Move Down Disconnect All

HTML  
Select a format  
HTML  
Microsoft Word format (Word 2000 or above only)  
Microsoft Excel format  
PDF format (required Adobe Acrobat Reader)

Create Report

16. This is the generated report.



Page 1 of 1 Go to Page View 100%

\*all results are stated in US Dollars

Company Name	Cash Flow from Operations - 2017	Cash Flow from Operations - 2016	Cash Flow from Operations - 2015	Cash Flow from Operations - 2014	Current Assets - 2014
Coop Switzerland (Switzerland)	-	-	1,664,480,977.62	1,567,954,678.95	
J Sainsbury PLC	1,399,943,717.35	560,597,130.24	1,348,621,725.21	1,558,431,444.60	7,676,014.0
Migros-Genossenschafts-Bund (Switzerland)	-	-	-	2,315,235,206.79	
Morrison (Wm.) Supermarkets Plc	1,225,873,757.70	1,267,956,380.86	1,318,394,546.92	1,188,593,705.74	1,474,056.7
Tesco PLC	2,496,106,907.19	2,966,402,378.70	746,507,825.36	5,308,500,460.90	19,347,652.1

This is the generated report

If you need further help using **Mergent Online** please contact the business librarians at [businesslibrarians@brookes.ac.uk](mailto:businesslibrarians@brookes.ac.uk) or on 01865 485851. Alternatively, please feel free to drop in and speak to us.