

How to use industries dashboards

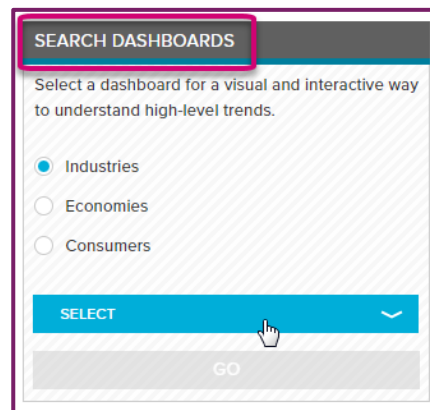
Passport (formerly Euromonitor) is a database containing reports and statistics on markets, products and industries. The dashboards feature allows you to get a high level view of an industry or sector.

Connect to **Passport** through the Moodle database course or the [library website](#).

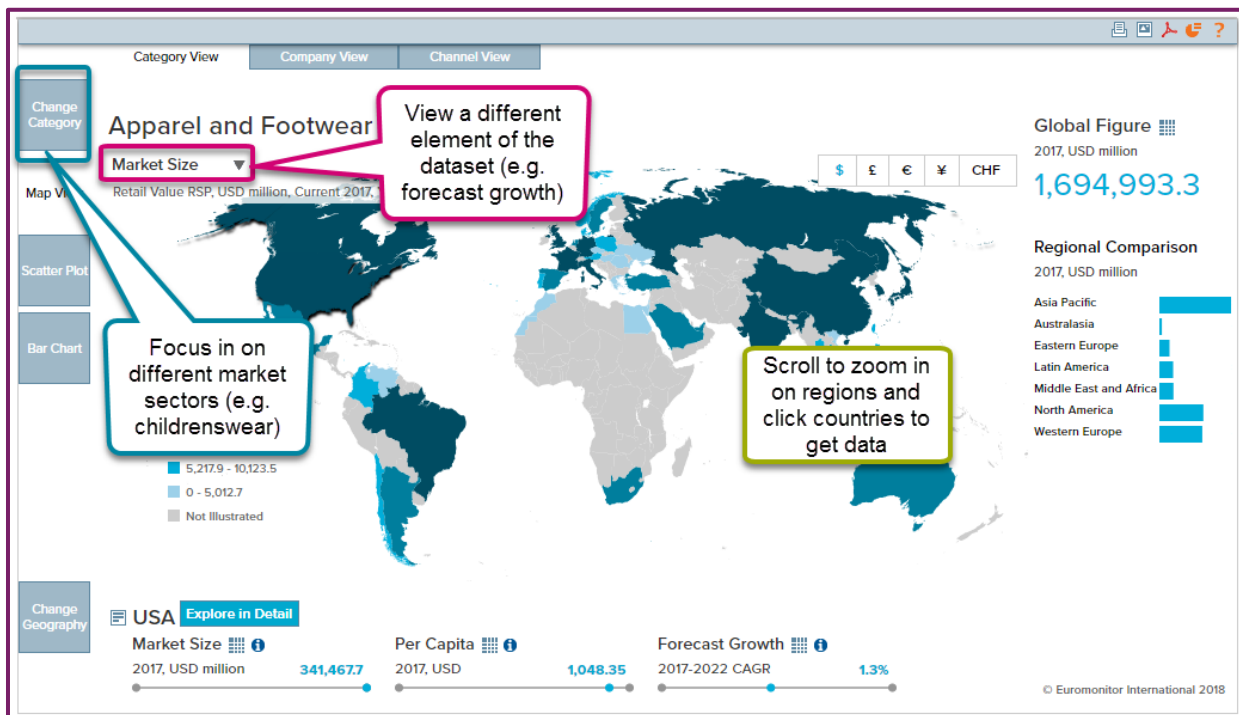
Look for the SEARCH DASHBOARDS box on the homepage.

Select 'Industries' to look at these dashboards, and then use the drop-down menu to select a particular industry.

Press 'Go' to search.



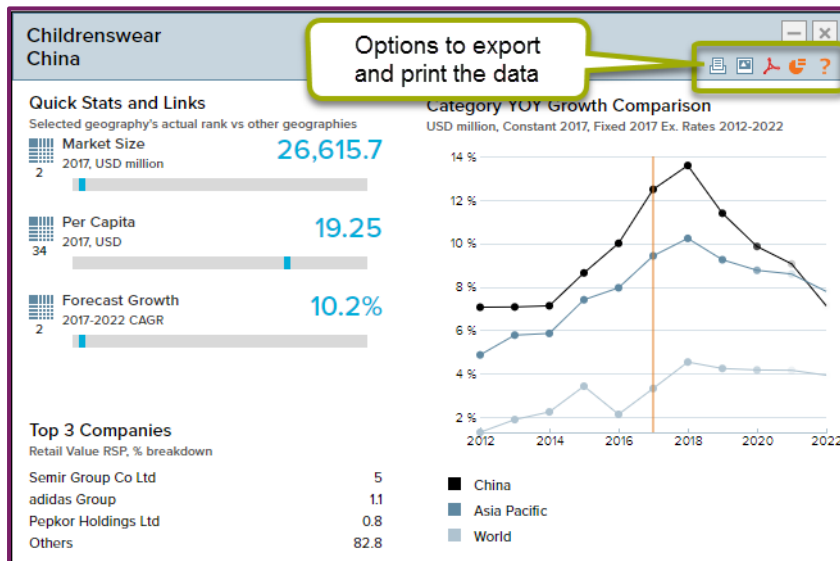
A map will appear showing the data you have requested.



When you click on a country on the map, the data below the map will change to focus on this country.



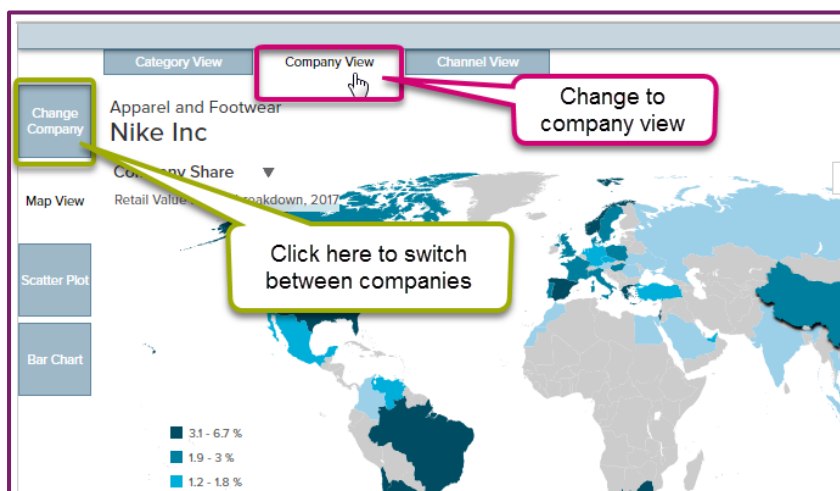
Click 'Explore in Detail' to see more information on that country.



You can export the data as an image, PDF or Powerpoint.

Click the 'Company View' tab to see information about specific companies in the industry.

Click 'Change Company' on the left to switch between companies.



Click the 'Channel View' tab to see information about different sales distribution channels (e.g. store-based sales versus internet sales).

Click 'Change Channel' on the left to switch between sales channels.

