

HOW TO INSTALL LIBKEY NOMAD

- LibKey Nomad is a browser extension that provides instant links to full text content for articles as you do research online.
- Nomad works with Oxford Brookes Library to figure out the fastest path to content across thousands of publisher websites.
- Currently available for Chrome, Edge, Firefox, Brave, Vivaldi and Safari.

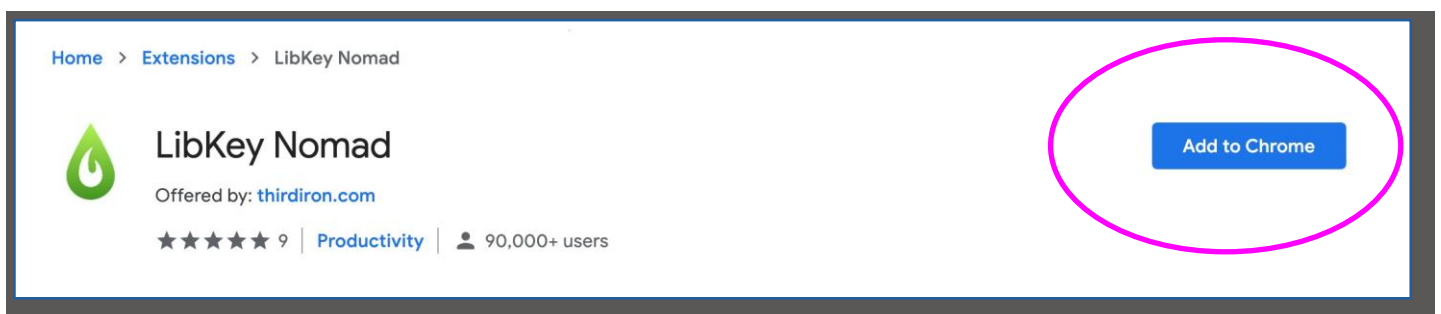
TO INSTALL:

- Go to [LibKey Nomad](https://thirdiron.com/downloadnomad/) <https://thirdiron.com/downloadnomad/>.
- Click on the **installation button** for the browser you are using.

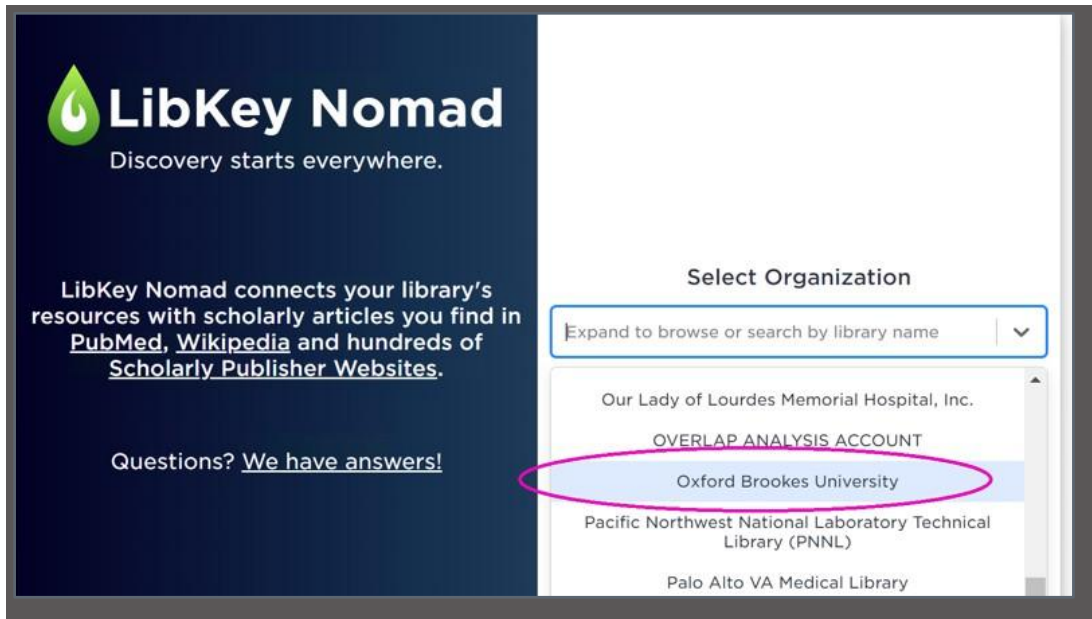
Choose your browser below to get started now:



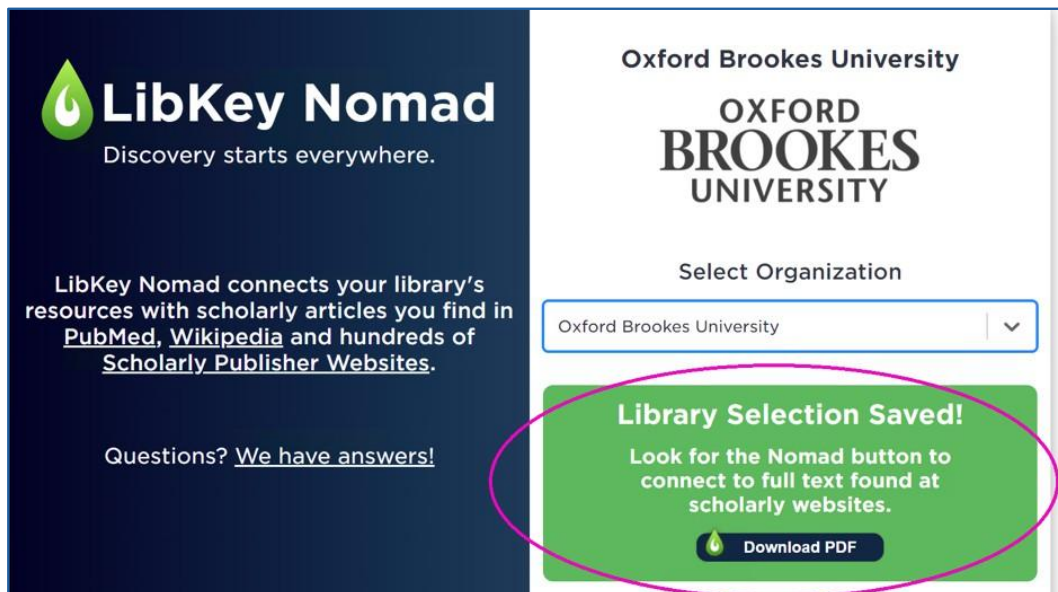
- Click the “Add to...” “Get” or similar button (depending on your browser).
- If you get warnings about Nomad changing or reading data on websites, you can safely ignore these and add the extension.



- Select 'Oxford Brookes University' from the drop-down menu.



- Success! Your Library selection 'Oxford Brookes University' has been saved.



- LibKey Nomad will now help you get scholarly articles via Oxford Brookes Library wherever you find them online. Just look for the **Download PDF** button.

