







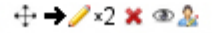



MOODLE and RADAR

Moodle sample course

-  News forum
-  Module Overview
-  Welcome Podcast
-  Unit 0 Evidence-based practice induction activities
-  Activity A - Arrivals Lounge
-  Activity B - your digital identity
-  Activity C - organise your research activities
-  Activity D - plagiarism guide 
-  Learning Log

RADAR



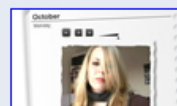
The liver and metabolism

This is an illustration of the liver in order to demonstrate the process of metabolism of drugs within the liver. This has been used to introduce the principles of pharmacology (pharmacokinetics) to health care students (nurses, podiatrists, physiotherapists & radiographers).



Worried about plagiarism

"Studying at university is an exciting and challenging time for all students, but it can also bring with it concerns not least around the area of plagiarism." Anne O'Dwyer interviews Lindsay Williams, Senior Lecturer and lead Academic Conduct Officer (ACO), in the Business School, to discuss these concerns.

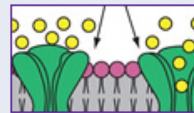


PLATO

An online tutorial for developing referencing skills and for reflecting on how to avoid plagiarism. Available for use as a stand-alone resource or in conjunction with other plagiarism avoidance and detection resources, such as Turnitin. Recommended for use with Brookes VLE.

What is RADAR?

A central
“**resource bank**” of
teaching materials
produced by
Oxford Brookes staff,
for use in the VLE



Ion channels

This is an illustration of an Ion Channel in its open and closed state . This has been used to introduce the principles of pharmacology to health care students (nurses, physiotherapists, podiatrists & radiographers).



Cycle of reflection

The reflective cycle is a commonly used framework to guide you through the process of reflection. It is important to note that the end point of the reflective cycle is an action plan and that any identified learning can be applied to your future practice.



Load and the human body

An animation that shows how the position of a load limits the weight that can be carried. Using an animated character, the weights a person can carry without undue strain are demonstrated. They range from head to toe and whether the load is close or far way from the body. There are different weights for males and females.



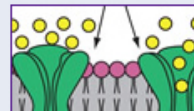
The liver and metabolism

This is an illustration of the liver in order to demonstrate the process of metabolism of drugs within the liver. This has been used to introduce the principles of pharmacology (pharmacokinetics) to health care students (nurses, podiatrists, physiotherapists & radiographers).

What is RADAR?

A central
“**resource bank**” of
teaching materials
produced by
Oxford Brookes staff,
for use in the VLE

More than **3000**
resources including
teaching and research



Ion channels

This is an illustration of an Ion Channel in its open and closed state . This has been used to introduce the principles of pharmacology to health care students (nurses, physiotherapists, podiatrists & radiographers).



Cycle of reflection

The reflective cycle is a commonly used framework to guide you through the process of reflection. It is important to note that the end point of the reflective cycle is an action plan and that any identified learning can be applied to your future practice.



Load and the human body

An animation that shows how the position of a load limits the weight that can be carried. Using an animated character, the weights a person can carry without undue strain are demonstrated. They range from head to toe and whether the load is close or far way from the body. There are different weights for males and females.



The liver and metabolism

This is an illustration of the liver in order to demonstrate the process of metabolism of drugs within the liver. This has been used to introduce the principles of pharmacology (pharmacokinetics) to health care students (nurses, podiatrists, physiotherapists & radiographers).

What's in it for me?

RADAR is an **alternative way** of managing your resources, that can save you large amounts of time when setting up courses, compared to uploading files one by one

What's in it for me?

RADAR is an **alternative way** of managing your resources, that can save you large amounts of time when setting up courses, compared to uploading files one by one

It is **not module-specific**, and allows you to share materials across courses or even disciplines

The old way – upload one by one

U51083
Corporate
strategy



Plagiarism guide

U54020
Hospitality



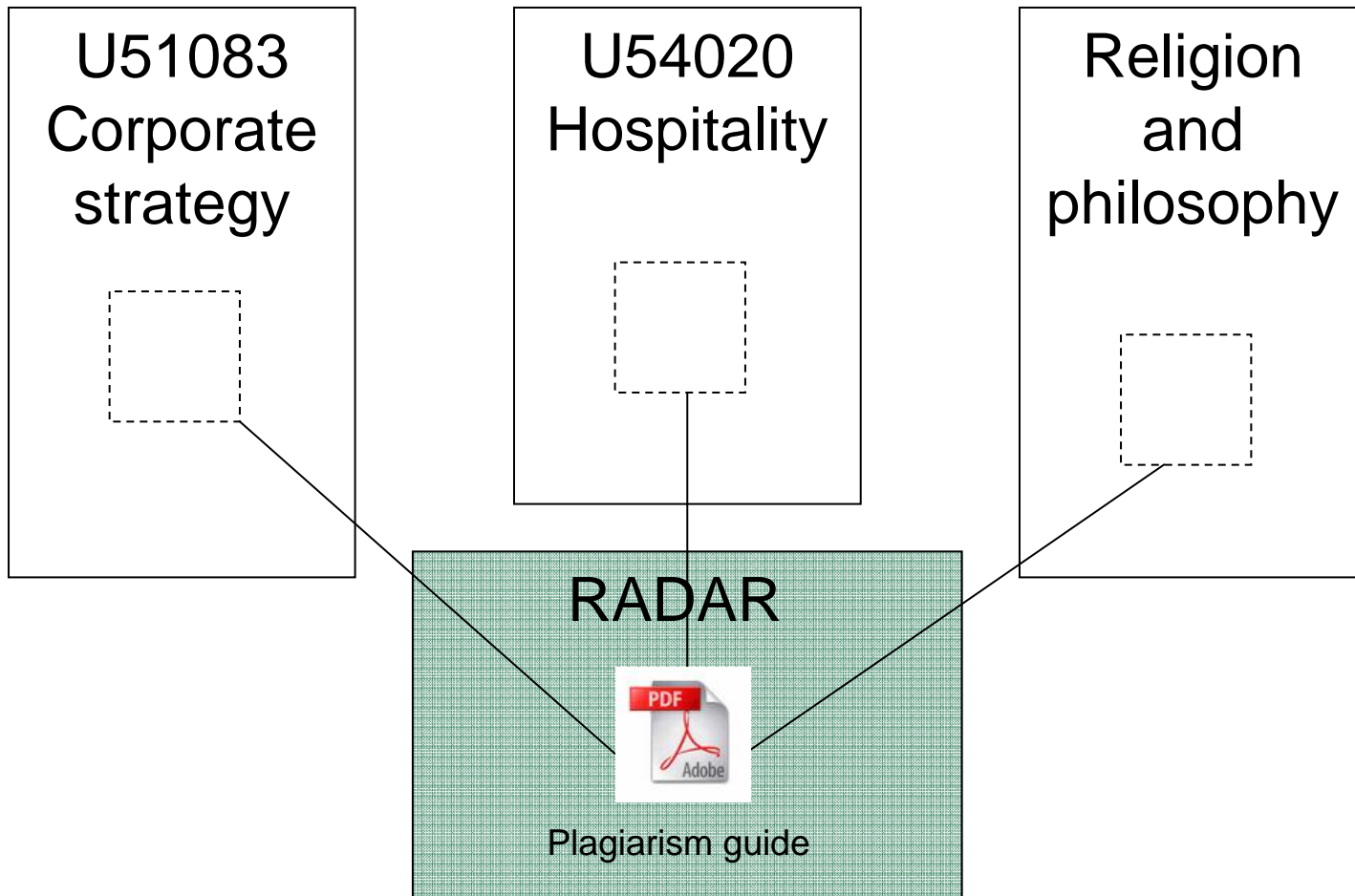
Plagiarism guide

Religion
and
philosophy



Plagiarism guide

RADAR – upload once and create links



time



How much time will I save?

The old way: upload a plagiarism guide from my desktop to 10 courses



6


How much time will I save?





































<p>The old way: upload a plagiarism guide from my desktop to 10 courses</p>	 <p>6</p>
<p>RADAR: Find an existing plagiarism guide in RADAR and create links from 10 courses</p>	 <p>3</p>




How does it work?


The screenshot shows a 'Weekly outline' interface with a list of resources. Each resource has a set of icons for editing, deleting, and viewing. A dropdown menu is open, showing options to add new resources. The option 'Brookes RADAR resource' is highlighted with a red oval.

Weekly outline



-  News forum    x2    
-  Teamworking    x2   
-  team_working.doc    x2   
-  Plagiarism guide    x2   
-  Plagiarism Teaching Online    x2   

 Add a resource...  

-  Add a resource...
- Brookes RADAR resource**
- File
- Folder
- IMS content package

How does it work?

Adding a new Brookes RADAR resource

Choose by:

Quick Search

Items I have recently...

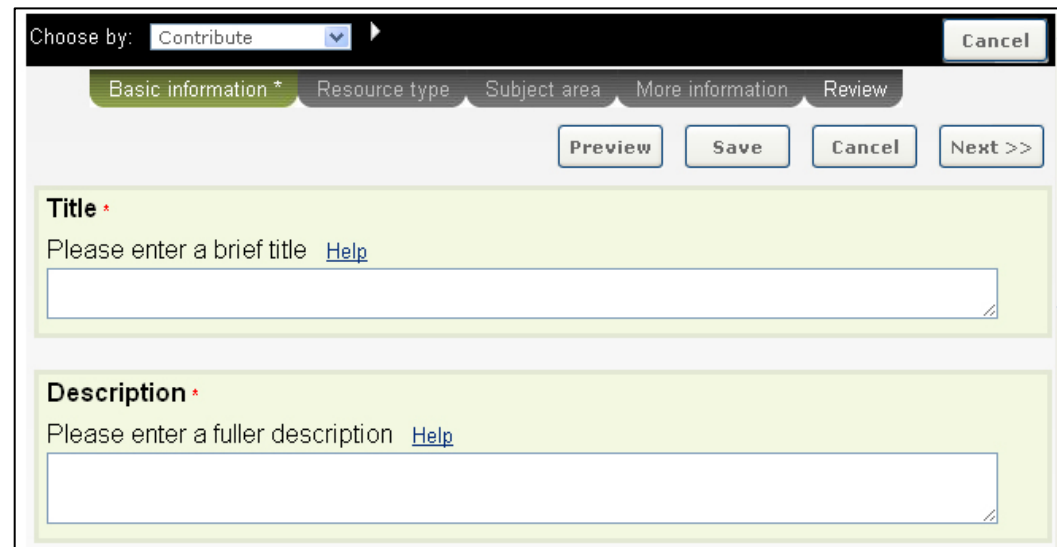
Selected	Contributed	Favourites
<ul style="list-style-type: none">▶ Worried about plagiarism?▶ Plagiarism Teaching Online▶ Plato - Plagiarism Teaching Online	<ul style="list-style-type: none">▶ Teamworking▶ system images for Moodle promo▶ System images - thumbnails	<ul style="list-style-type: none">▶ Wikis in plain English▶ Becoming a reflective practitioner: a toolkit for students Part 4: Pitfalls

What about my own stuff?

You can **become a contributor** and add your own materials to RADAR

Materials restricted to Brookes staff and students

Training is provided



The screenshot shows a web form titled 'Choose by: Contribute' with a 'Cancel' button in the top right. Below the title is a tabbed interface with four tabs: 'Basic information *' (selected), 'Resource type', 'Subject area', and 'More information', followed by a 'Review' tab. Below the tabs are four buttons: 'Preview', 'Save', 'Cancel', and 'Next >>'. The form contains two main sections, both highlighted in light green. The first section is titled 'Title *' and includes the instruction 'Please enter a brief title' with a 'Help' link and an empty text input field. The second section is titled 'Description *' and includes the instruction 'Please enter a fuller description' with a 'Help' link and an empty text input field.

Summary

Want to share resources across
multiple courses?

put it in RADAR

More help

www.brookes.ac.uk/go/radar

Email radar@brookes.ac.uk

Contact your DMELD

In praise of RADAR

“ with RADAR, I just upload the resource, then tell colleagues to link to it directly from BV....

The real beauty of it is that when I need to update the resource, I can do that directly in RADAR, archive the old version - and the same link from BV still works!

Glorious! I don't even need to know who's linking to it, they will automatically have the right version. ”

Hazel Rothera,
Senior Subject Librarian

