

RADAR or VLE?

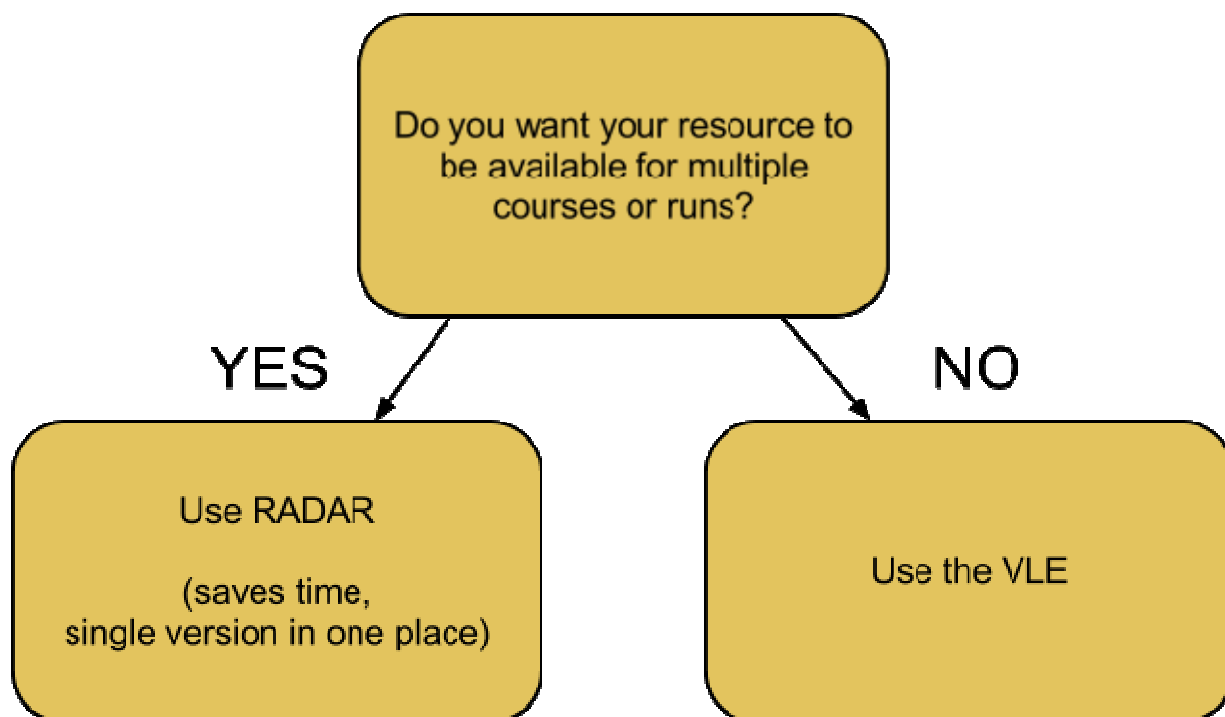
Decision chart

Audience: Oxford Brookes academic staff (VLE course designers)

Purpose of document: This document has a specific purpose: to help staff decide whether to put a resource in the RADAR Teaching collection or the VLE (Moodle or Blackboard). ***This is a simplified document and is meant for guidance only.*** For more information contact your faculty DMELD (Digital Media and E Learning Developer) or email radar@brookes.ac.uk





Document version: 1.1 (1 May 2012)

Written by: RADAR/Moodle resource management working group and Media Workshop



N.B. see RADAR exceptions below

Reasons to use RADAR

RADAR benefit	Example
Easier for your team to find shared resources	 <p>This is an illustration to demonstrate the process of metabolism of drugs within the liver. This has been used to introduce the principles of pharmacology to health care students</p>
Quicker to find generic resources for students	 <p>The PLATO tutorial helps develop referencing skills and for reflecting on how to avoid plagiarism</p>
Save time by using existing resources	 <p>The reflective cycle is a commonly used framework to guide you through the process of reflection. It is important to note that the end point of the reflective cycle is an action plan and that any identified learning can be applied to your future practice</p>
Quicker to add a RADAR resource to multiple VLE courses	 <p>It takes approximately half the time to upload a resource to multiple courses using RADAR, compared to just using the Moodle “upload file” method</p>
Want to see more?	<p>To browse some featured RADAR resources like the ones mentioned above, see http://bit.ly/vZJWt7</p>

RADAR exceptions

Resource type	Explanation
CLA scanned chapters or articles	For copyright reasons must be in a VLE course area. For more information see the Library webpage: http://www.brookes.ac.uk/library/copyright/scanserv.html
Course admin documents	<i>examples:</i> module guides, programme guides, coversheets, timetables RADAR (Teaching Collection) is for teaching and learning resources only.
Large multimedia files	<i>examples:</i> large multimedia files (video,audio) If your file is more than 50Mb, consider uploading to the OBIS streaming server. Contact your DMELD for further information. Also consider splitting the file into separate logical parts. If the video exists on YouTube we recommend you link to that resource rather than uploading the file to RADAR.
Restricted resources	RADAR resources are available to all staff and students . They are NOT meant to be restricted to a particular group or VLE course.
Student work	<i>examples: videos produced by students, student assignments</i> Email radar@brookes.ac.uk for more information.
Time-sensitive documents	<i>examples: resources that must NOT be seen by students until a certain time.</i> Note: Moodle has a facility for this.
Quiz	Quizzes involving functionality (scoring,tracking etc) are best in the VLE.