



# About the Oxford Brookes Science Bazaar

A visual guide for families  
with children on the  
autistic spectrum

**FEBRUARY 3, 2024**

Relaxed autism friendly opening 9.30am -  
11.30am

Oxford Brookes University, Headington,  
OX3 0BP



---

This guide is designed to help you feel more confident before your visit by providing a visual introduction to the Science Bazaar, and by highlighting some of its more sensory aspects.

## Essential Information

- The Science Bazaar is FREE and open to all.
- The Science Bazaar activities will take place on the ground floor of the Clerici building, the Clerici plaza, and the John Henry Brookes Building. The John Henry Brookes building is a two minute walk from the Clerici building, across the central courtyard.
- Feel free to stay for as little or as long as you like.
- We have a designated quiet space located in the Clerici study area, outside CLC.G06 and CLC.G07, in the Clerici building. Staff at the Welcome Desk will be happy to direct you there.
- Do bring and use any support aides that will help your child to feel more comfortable in the building.

---

## Essential Information

- If you'd like to wear ear defenders, noise cancelling headphones or sunglasses this is absolutely fine.
- At the welcome desk, we will be offering a traffic light sticker system which indicate the following;  
**RED** Please do not talk to me  
**YELLOW** I'm OK talking with people I know  
**GREEN** I'm happy to talk to anyone  
Please feel free to take one of these if it would make you more comfortable during your visit.
- Please feel free to explore as many or as few activities as you wish – and most importantly, have fun!



This is a map of our Headington campus. The two purple stars mark the two main entrances. The two navy stars are where the welcome desks will be situated. The welcome desks will have Science Bazaar leaflets on, so will be easy for you to spot!



---

# Planning your visit

## Opening times

- The Oxford Brookes Science Bazaar runs from 9.30am to 4.00pm, with a relaxed autism-friendly opening from 9.30am to 11.30am. Booking is required for the both sessions.
- The University is open to the public, which means you may see other people on the campus, attending other events or classes.

## Events

- The Oxford Brookes Science Bazaar has a range of activities to take part in, including many stalls with sensory activities.

## Parking

- There is no public parking at the University.
- There are disabled parking spaces available, please let us know if you require one of these.

---

# Planning your visit

## Public Transport

- There are lots of buses that stop outside Oxford Brookes University. The most regular buses are the 280, the 400, the U1 and the UX.
- The closest park and ride is the Thornhill Park and Ride. The number 400 bus stops at bus stop number B5 outside the John Henry Brookes building.
- If you are travelling from the direction of the city centre, you will need to get off at the B2 bus stop.
- More information about travelling to Oxford Brookes on public transport can be found [here](#).

## Traffic

- The University is set back from Headington Hill and Gypsy Lane, which are both relatively busy roads.
- There is parking for University staff outside the Clerici Building, so please be aware of cars pulling in and out.

---

# Planning your visit

## **The building**

- Most of the activities will be taking place in the Clerici building, and the John Henry Brookes building. Staff will be happy to talk you through which activities are happening at each location.
- There is a welcome desk just inside the doors, where staff will be happy to talk you through the different activities and where to go.

## **Eating and drinking**

- There are two cafes that will be open on the day of the Science Bazaar – one on the ground floor of the Clerici building, and one in the Forum, located on the ground floor of the John Henry Brookes building.
- There is a Co-Op on site, located in the Colonnade building.
- You are more than welcome to bring your own refreshments with you – there is plenty of indoor and outdoor seating available.



This is the entrance to the Clerici building, which is set back from Gipsy Lane. There is a car park to the right hand side, so watch out for any cars turning in or out. Head towards the doors, and you will find the Welcome Desk for the Science Bazaar.





This is the front of the John Henry Brookes building, which is set back from Headington Hill. You will probably use this entrance if you've travelled to us on the bus. Go through these doors and turn right – the welcome desk will be in front of you.



You will see our simulation ambulance outside the front of the Clerici building.

There will also be one of our Brookes EV buses in front of the building.



Around the campus, look out for people wearing Science Bazaar hoodies, or pink high vis vests. You can ask them if you need any help, or want to know anything about the Science Bazaar.





There are many different activities for you to choose from, and things to look at. Please feel free to look at as many or as few as you like!



---

Each activity will be part of the zones listed below – each will be marked by a symbol;



### **The Happy and Healthy zone**

Explore activities to do with nutrition, physiotherapy, vaccines, medicine, and nursing. Activities include comic book workshops, arts and crafts, and experiments.



### **The Mind Your Brain zone**

Learn about languages, eating your veg and your senses. Activities include hand-ons challenges and games.



### **The Discovery zone**

Get stuck in with Tai Chi, crochet, or explore an ambulance! Activities include movement, quiet reading, and arts and crafts.



### **The Tech zone**

Experience robotics, AI (artificial intelligence), engineering, and learn how technology can help us. Activities include LEGO building, coding, and testing robots.




### **The Life Factory zone**

Discover more about the world around us including DNA, recycling, volcanoes, fossils, planets, and animals. Activities include LEGO building, arts and crafts, and microscopy.



These are where the two welcome desks will be located – one inside the entrance to the Clerici building, and another inside the entrance of the John Henry Brookes building.



---

Here are some photos of where the activities will be taking place.




The Forum, John Henry  
Brookes Building




The John Henry Brookes  
Lecture Theatre







Union Square, John Henry  
Brookes Building



The Terrace, John Henry  
Brookes Building



Sir Kenneth Wheare Hall, Clerici  
Building



This is the ground floor corridor of the Clerici building, which is where most of the ticketed activities will be taking place. You can find out more about bookable activities at the welcome desk in the Clerici building. There are rooms to the left and right of the corridor, and each will have a sign on letting you know which activity is inside.






There are toilets located to the left of the welcome desk, either side of the ground floor lift. We also have a disabled toilet, shown below. **Please be aware that all of our toilets have hand dryers.**









We have lots of seating, and a mixture of hard and soft chairs, in both the Clerici building and the John Henry Brookes building. If you need to have a rest feel free to use any of our seating areas.





There will be a quiet area, located in the space pictured here, outside rooms CLC G.06 and CLC G.07, This area can be found down the corridor to the left of the welcome desk. Any of our staff volunteers will be happy to show you the way.




There will be two cafes open on the day of the Science Bazaar – the Clerici Café, and the Forum cafe. There is plenty of seating in both, and please feel free to bring your own snacks or lunch.



There is also a Co-op shop, located in the Colonnade building. This is close to our Headington Hill entrance.





When you are ready to go home, stop by and visit our Welcome Desk again, where you can tell us what you thought of your time at the Science Bazaar, and also pick up a free gift to take home with you!



We hope you enjoyed your day with us at the Science Bazaar, and we hope to see you at another of our events soon!

This guide was written by Becci Cooper and Ellie Beaman – Public Engagement Network at Oxford Brookes University.

© Oxford Brookes University 2023